










PES INSTITUTE OF MEDICAL SCIENCES & RESEARCH KUPPAM


TIME TABLE FOR FIRST MBBS STUDENTS 2020-21 batch

Week 1 (AIT Topic-CELL)

Day & Date	8.45am-9.45am	9.45am-10.45am	11.00am-12.00pm	F	2.30pm-4.30pm		Foundation Course (4.30 - 5.30)
01/02/2021	BI 1.1 Biomolecules, Cell , Subcellular fractionation PY 1.4 (Sharing) SGD - 1	PY1.1 Cell physiology PY1. 4 Apoptosis BI 10. 1/PA2. 4 (Nesting) DL - 1	AN 1.1 Anatomical Planes And Terminology-DL-1	DISSECTION AN 1.1 Anatomical Planes And Terminology- SGD-1.2	Practical Anatomy Microscope and common objects -Batch A-SGD-3,4 PY 2.11 –Introduction & Microscopy - Batch B - PL - 1 BI 11.1/ BI 11.19- Safe lab practices & instruments - Batch C		Inauguration, Institutional roles and regulations, Dr NTRUHS - 1st MBBS exam schedule, Internal assessment and attendance criteria , Academic portal, Hostel rules and regulations, Anti ragging policy.
02/02/2021	PY1.2 Homeostasis I/II DL - 2	BI 1.2.1 Disorders related to organelle PY 1.4 (Sharing) SGD - 2	AN 1.2 Skeletal system Bone-1 DL-2	DISSECTION AN 1.2 Skeletal system -Bone-1 SGD-5,6	Practical Anatomy Microscope and common objects - Batch B PY 2.11- Introduction & Microscopy -Batch C- PL - 1 BI 11.1/ BI 11.19-Safe lab practices & instruments - Batch A		Introduction to Mentorship programme/ Students Support and guidance programme
03/02/2021	PY1.3 Cell communications I/II DL - 3	PY1.5 Transport I/III FC-1	AN 2.1, AN 2.2 & AN 2.3 Skeletal system Bone-2 DL-3	Practical Anatomy -Microscope & common objects - Batch C PY 2.11 – Introduction & Microscopy - Batch A- PL - 1 BI 11.1/ BI 11.19- Safe lab practices & instruments -Batch B	EMBRYOLOGY AN 76.1 & AN 76.2 Introduction to Embryology DL-4	DISSECTION AN 2.1, AN 2.2 AND AN 2.3 Skeletal system -Bone-2-SGD-7	Parents, teacher and mentors meeting Faculty of Phase 1 & Mentors
04/02/2021	BI 1.3.1 Cell membrane- structure & functions / PY 1.5(Sharing) SGD 3	PY1.5 Transport II/III SGD-1	AN2.4 Skeletal system Cartilage DL-5	DISSECTION AN2.4 Skeletal system -Cartilage-SGD-8,9	AETCOM- Anatomy Module 1.5 The cadaver as our first teacher		Orientation to Department of Anatomy (Do's and Dont's) HOD
05/02/2021	PY1.5 Transport III/III SGD-2	AN65.1 & 65.2 Histology Epithelium DL-6	AN2.5 & 2.6 Joints-1 & 2 OR 2.3 (Nesting)DL-7 	DISSECTION AN2.5 & AN 2.6 Joint SGD-10,11	PY 1.6 Body Fluids I/II BI 6.7 (Nesting) DL - 4	PY 1.6 Body Fluids II/II BI 6.7 (Nesting) DL - 5	Orientation to Department of Physiology HOD
06/02/2021	BI 3.1 .1 Classification of Carbohydrates SGD 4	PY 2.1 Composition And Functions of Blood DL - 6	Early Clinical Exposure – Anatomy 1.Fracture and Dislocation		BI 1.1 SDL- Biochemistry	Formative assessment- Physiology	





	Integration - Physiology - 1
	SDL -Physiology - 0
	AETCOM - 2
	ECE - 3





	Integration - Biochemistry -3
	SDL -Biochemistry - 1
	Integration - Anatomy - 1
	SDL -Anatomy - 0



Week 2

Day & Date	8.45am-9.45am	9.45am-10.45am	11.00am-12.00pm	12.00pm-2.00pm	2.30pm-4.30pm	Foundation Course (4.30 - 5.30)	
08/02/2021	BI 3.1.1 Isomerism of Carbohydrates DL - 1	PY 1.8 Membrane potential I/III DL - 7	AN3.1, AN 3.2 & AN3.3 Muscular system/PY 3.7 & PY 3.13 (Nesting) DL-8	DISSECTION AN3.1, AN 3.2 & AN3.3 Muscular system-SGD-12,13	Practical -AN 65.1& AN 65.2- Histology of Epithelium- (Batch A)SGD-14,15 PY 2.11 Hemocytometry - Batch B - PL - 2 BI 11.4 Reactions of Glucose/ Fructose- Batch C	Orientation to Department of Biochemistry HOD	
09/02/2021	PY 1.8 Membrane potential II/III SGD - 3	BI 3.1.2 Monosaccharides SGD 5	AN 4.1, AN 4.2, AN 4.3, AN 4.4 & AN 4.5 Skin And Fascia/OR (Nesting) DL-9	DISSECTION AN 4.1, AN 4.2, AN 4.3, AN 4.4 & AN 4.5 Skin And FasciaSGD-16,17	Practical - AN 65.1& AN 65.2 Histology of Epithelium- (Batch B) PY 2.11 Hemocytometry - Batch C - PL - 2 BI 11.4 Reactions of Glucose/ Fructose - Batch A	Dress code, Grooming and etiquette	
10/02/2021	PY 1.8 Membrane potential III/III SGD - 4	BI 5.1 Chemistry of Amino acids DL - 2	EMBRYOLOGY AN77.1 - 77.2, 17.3- Gametogenesis-1 & 2 DL-10	Practical -AN65.1& AN 65.2- Histology of Epithelium- (Batch C) PY 2.11 Hemocytometry - Batch A- PL - 2 BI 11.4 Reactions of Glucose/ Fructose Batch B	General Features Of CVS-I/PY (Nesting)AN5.5- AN 5.8 General Features Of CVS-II DL-11	DISSECTION AN5.1- AN 5.8 General Features Of CVSSGD-18	Students representation (process and responsibility) and NSS Class union representative
11/02/2021	BI 3.1 Disaccharides DL - 3	BI 5.1 Chemistry of Proteins-1 SGD 6	AN6.1-AN 6.3 Lymphatic System/SU 27.7(Nesting) DL-12	DISSECTION AN6.1-AN 6.3 Lymphatic SystemSGD-19,20	AETCOM-Anatomy Module 1.5 The cadaver as our first teacher		Orientation on Cultural and Sports events organized by Dr NTRUHS Student union representative
12/02/2021	PY 1.9 Clinical & Research Application in cell Physiology DL - 8	PY 2.2 Plasma Proteins/ BI 5.1 I/II (Sharing) SGD - 5	AN 7.4-AN 7.8 Nervous System/ PY 3.1, PY 10.1 & 10.2 (Nesting)DL-13	DISSECTION AN 7.1-AN 7.8 Nervous System SGD-21,22	PY 2.3 Haemoglobin I/II/ BI 5.2, BI 6.12(Sharing)+BI6.11 .6 DL - 9	PY 1.8 Membrane potential SDL - 1	Learning strategies
13/02/2021	PY 2.3 Haemoglobin II/II/ BI 5.2, BI 6.12(Sharing)+BI6.11 .6 SGD - 6	HISTOLOGY AN 66.1-AN 66.2 Connective Tissue DL-14	Early Clinical Exposure - Physiology 1. Diarrhea 2. Hypokalemic periodic paralysis 3. Hyponatremia		BI 3.1 SDL- Biochemistry	Formative assessment- Cell	

	Integration - Physiology - 0
	SDL -Physiology - 1
	AETCOM - 2
	ECE - 3

	Integration - Biochemistry - 0
	SDL -Biochemistry - 1
	Integration - Anatomy - 5
	SDL -Anatomy - 0

	Formative Assessment - 1
---	--------------------------

Week 3 (AIT Topic-Plasma protein and Anemia)

Day & Date	8.45am-9.45am	9.45am-10.45am	11.00am-12.00pm	12.00pm-2.00pm	2.30pm-4.30pm	Foundation Course (4.30 - 5.30)	
15/02/2021	PY 2.4 Red blood corpuscle (RBC) – I/III DL - 10	BI 5.1.3 Chemistry of Proteins- 2 / PY 2.2 (Nesting) DL - 4	AN 8.1-AN 8.5 & AN13.1, AN 13.2 Introduction To Upper Limb-DL-15	DISSECTION AN 8.1-AN 8.5 & AN13.1, AN 13.2 Introduction To Upper Limb SGD-23,24	Practical - AN 66.1-AN 66.2 Histology of Connective Tissue- (Batch A)SGD-25,26 PY 2.11 Estimation of Hb - Batch B - PL - 3 BI 11.4 Reactions of Lactose and Sucrose -Batch C	Group dynamics- distribution of topics for poster preparation	
16/02/2021	PY 2.4 Red blood corpuscle (RBC) - II/III DL - 11	BI 6.12 Haemoglobin- types & derivatives/ PY 2.3(Sharing) / PA 16.3/ PE 29.16 (Nesting) DL - 5	AN 9.1-AN-9.3 Pectoral Region & Breast/SU 25.2 (Nesting)DL-16	DISSECTION AN 9.1-AN-9.3 Pectoral Region/ OSTEOLGY AN 8.1-AN 8.4 –Clavicle/OR 2.1 (Nesting)SGD-27,28	Practical - AN 66.1-AN 66.2 Histology of Connective Tissue- (Batch B) PY 2.11 Estimation of Hb - Batch C - PL - 3 BI 11.4 Reactions of Lactose and Sucrose Batch A	Self directed learning	
17/02/2021	AN 10.1 & AN 10.2 Axilla-I Introduction And Content/SU (Nesting)DL-17	PY 2.4 Red blood corpuscle (RBC) – III/III SGD - 7	AN 10.3, AN 10.5 & AN 10.6 Axilla-II Brachial Plexus SU (Nesting)DL-18	Practical-AN 66.1-AN 66.2 Histology of Connective Tissue- (Batch C) PY 2.11 Estimation of Hb - Batch A - PL - 3 BI 11.4 Reactions of Lactose and Sucrose- Batch B	OSTEOLOGY AN 8.1, AN 8.2 & AN 8.4 -ScapulaSGD-29	DISSECTION AN 10.1 & AN 10.2 AXILLA-I SGD-30	Reflective writing
18/02/2021	BI 6.11 Heme synthesis/ PY 2.5 + 2.3 (Sharing) DL - 6	PY1.2 Homeostasis II/II SGD - 8	HISTOLOGY AN71.1 BoneDL-19	DISSECTION AN 10.3 - AN 10.7 Axilla II & III SGD-31,32	AETCOM – Physiology Module 1.1: What does it mean to be a doctor?		Computer Skills
19/02/2021	BI 6.5, 6.9 Introduction to Vitamins and Minerals SGD - 7	PY1.3 Cell communication II/II SGD -9	AN 10.4-AN10.7 Axilla III, Axillary Lymph nodes-SDL-1	DISSECTION AN 10.3- AN 10.7 Axilla-II & III SGD- 33,34	BI 6.5 Vitamin B 12 , folic acid, B6 / PY 2.5/ PA 15.1/ IM 23.3 SDL - 1 & 2	Language	
20/02/2021	PY 2.2 Plasma Proteins/ BI 5.1 II/II (Sharing) SGD - 10	PY 2.5 Anaemia –I /IV BI 6.5 (Sharing) /IM 9.1(Nesting) DL - 12	Early Clinical Exposure – Biochemistry 1. Sickle cell Anemia		BI 5.1 SDL- Biochemistry	Formative assessment- Physiology	

Integration - Physiology - 2
SDL -Physiology - 0
AETCOM - 2
ECE - 3

Integration - Biochemistry -5
SDL -Biochemistry - 1
Integration - Anatomy - 3+2
SDL -Anatomy - 1

Formative Assessment -0

Week 4 (AIT Topic- Anemia)

Day & Date	8.45am-9.45am	9.45am-10.45am	11.00am-12.00pm	12.00pm-2.00pm	2.30pm-4.30pm	Foundation Course (4.30 - 5.30)	
22/02/2021	PY 2.5 Anaemia –II/IV BI 6.5(Sharing)/ PA 14.1/ PH 1.35 /IM 9.1,IM 9.2 (Nesting) DL - 13	BI 3.1 Homopolysaccharides SGD - 8	AN 10.8, AN 10.10, AN 10.11, AN 10.13 Muscles of scapular regionDL-20	DISSECTION AN 10.8, AN 10.10, AN 10.11, AN 10.13 Scapular RegionSGD-35,36	Practical -AN 71.1 Histology of Bone - (Batch A)SGD-37,38 PY 2.11 RBC count - Batch B - PL - 4 BI 11.4 Precipitation reactions of Proteins - Batch C-	Community based learning	
23/02/2021	BI 3.1 Heteropolysaccharid DL - 7	PY 2.5 Anaemia –III/IV BI 6.5(Sharing)/ PA 14.1/ PH 1.35 /IM 9.1,IM 9.2 (Nesting) SGD - 11	AN 10.9 Scapular Anastomoses and Subscapular Spaces- SDL-2	DISSECTION AN 10.9 Scapular Anastomoses and Subscapular Spaces/ OSTEOLOGY AN 8.1, AN 8.2 & AN 8.4 - Humerus/OR 2.2 & OR 2.4 (Nesting)SGD-39,40	Practical -AN 71.1 Histology of Bone - (Batch A) PY 2.11 RBC count - Batch B - PL - 4 BI 11.4 Precipitation reactions of Proteins - Batch C-	Peer assisted learning	
24/02/2021	BI 6.9 Iron Metabolism/ PY 2.5(Sharing)/ PE 13.1/ PE 13.2/ PE 13.3/ PE 13.4/ PA 14.1(Nesting) DL - 8	PY 2.5 Anaemia –IV/IV BI 6.5(Sharing)/ PA 14.1/ PH 1.35 /IM 9.1,IM 9.2 (Nesting) SGD - 12	AN 10.12 Shoulder Joint/ OR 1.5 (Nesting)DL-21	Practical -AN 71.1 Histology of Bone - (Batch C) PY 2.11 RBC count - Batch A - PL - 4 BI 11.4 Precipitation reactions of Proteins - Batch B-	DISSECTION AN 10.12 Shoulder Joint-SGD-41,42	Simulation based learning	
25/02/2021	PY 2.6 Leucopoiesis I/II DL - 14	BI 6.11 Porphyrias/PA/IM (Nesting) DL - 9	AN 11.1 Muscles of Anterior and Posterior Compartment of Arm/OR (Nesting)DL-22	DISSECTION AN 11.1 Muscles of Anterior Compartment of ArmSGD-43,44	AETCOM – Physiology Module 1.1: What does it mean to be a doctor?	e portfolio	
26/02/2021	BI 10.3/ BI 10.4 Immunoglobulins, Immune response / PY 2.10 (Nesting) SGD - 9	PY 2.6 Leucopoiesis II/II SGD - 13	HISTOLOGY AN 71.2 Cartilage DL-23	DISSECTION AN 11.1 Muscles of Posterior Compartment of ArmSGD-45,46	PY 2.10 Immunity I/IV FC - 2	PY 2.10 Immunity II/IV SGD - 14	Language
27/02/2021	PY 2.10 Immunity III/IV FC - 3	PY 2.10 Immunity IV/IV SGD - 15	Early Clinical Exposure – Anatomy 2.Lump in the Breast		BI 6.11 SDL- Biochemistry	Formative assessment- Plasma protein & Anaemia	

	Integration - Physiology - 3
	SDL -Physiology - 0
	AETCOM - 2
	ECE - 3

	Integration - Biochemistry - 3
	SDL -Biochemistry - 1
	Integration - Anatomy - 1
	SDL -Anatomy - 1

	Formative Assessment-1
--	------------------------

Week 5 (AIT Topic- Bleeding disorders)

Day & Date	8.45am-9.45am	9.45am-10.45am	11.00am-12.00pm	12.00pm-2.00pm	2.30pm-4.30pm	Foundation Course (4.30 - 5.30)
------------	---------------	----------------	-----------------	----------------	---------------	---------------------------------

01/03/2021	PY 2.7 Platelets I/III SGD - 16	AN 11.5 – AN 11.6 Cubital Fossa/SU (Nesting) & Anastomoses Around Elbow JointDL-24	DISSECTION AN 11.2 -AN 11.4 Vessels & Nerves of Arm/ OSTEOLOGY AN 8.1, AN 8.2 & AN 8.4- Radius And Ulna/OR 2.5 (Nesting)SGD-47,48,49		Practical - AN 71.2 Histology of Cartilage - (Batch A)SGD--50,51 PY 2.11 Blood groups, BT&CT-Batch B - PL - 5 BI 11.4 Reactions of Albumin- Batch C		Computer Skills
02/03/2021	BI 5.1, BI 5.2 Structural organization of proteins DL - 10	PY 2.7 Platelets II/III SGD - 17	HISTOLOGY AN 67.1-67.3 MuscleDL-25	DISSECTION AN 11.5 – AN 11.6 CUBITAL FOSSA & Anastomoses Around Elbow JointSGD-52,53	Practical -AN 71.2 Histology of Cartilage - (Batch B) PY 2.11Blood groups ,BT&CT - Batch C - PL - 5 BI 11.4 Reactions of Albumin - Batch A		Sports
03/03/2021	AN 12.1 Anterior Compartment of Forearm-Muscles AN 12.3 & AN 12.4 Flexor Retinaculum/SU (Nesting)DL-26	PY 2.7 Platelets III/III SGD - 18	OSTEOLOGY AN 8.1, AN 8.2 & AN 8.4 - Hand SGD-54	Practical - AN 71.2 Histology of Cartilage - (Batch C) PY 2.11 Blood groups, BT&CT - Batch A - PL - 5 BI 11.4 Reactions of Albumin - Batch B	DISSECTION AN 12.1- AN 12.2 Anterior Compartment Of Forearm-Muscles, Vessels and Nerves/ SGD-55	AN 12.2 Anterior Compartment Of Forearm- Vessels and Nerves-SDL-3	History of Medicine
04/03/2021	BI 5.1 Protein denaturation DL - 11	PY 2.8 Blood Coagulation I/V SGD - 19	AN 12.7 & AN 12.8 Vessels and Nerves of Hand/SU/OR 11.1 (Nesting)DL-27	DISSECTION AN 12.3 - 12.6 Flexor Retinaculum and Muscles of Hand SGD-56,57	AETCOM – Physiology Module 1.1: What does it mean to be a doctor?		Role of Doctor in society
05/03/2021	PY 2.8 Blood Coagulation II/V SGD - 20	PY 2.8 Blood Coagulation III/V FC 4	AN 12.5 & AN 12.6 Muscles of Hand SDL-4	DISSECTION AN 12.7 - 12.10 Hand SGD-58,59	PY 2.8 Blood Coagulation IV/V IM DL - 15	PY 2.8 Blood Coagulation V/V DL - 16	Time management
06/03/2021	PY 2.9 Blood Groups-I/III DL - 17	PY 2.9 Blood groups-II/III FC - 5	Early Clinical Exposure - Physiology 1.Hemophilia		BI 3.1 SDL- Biochemistry	Formative assessment- Bleeding disorders	

	Integration - Physiology - 3
	SDL -Physiology - 0
	AETCOM - 2
	ECE - 3

	Integration - Biochemistry - 0
	SDL -Biochemistry - 1
	Integration - Anatomy - 3+3
	SDL -Anatomy - 1

	Formative Assessment - 1
--	--------------------------

Week 6 (AIT Topic- Locomotor System)

Day & Date	8.45am-9.45am	9.45am-10.45am	11.00am-12.00pm	12.00pm-2.00pm	2.30pm-4.30pm	Foundation Course (4.30 - 5.30)	
08/03/2021	BI 3.1 Glycoproteins & Blood group antigens DL - 12	PY 2.9 Blood groups-III/III DL - 18	AN 12.9 & AN 12.10 Fascial Spaces In The Palm/ SU (Nesting)DL- 28	DISSECTION AN 12.9 & AN 12.10 Fascial Spaces In The PalmSGD- 60,61	Practical - AN 67.1- 67.3 Histology of Muscle - (Batch A)SGD-62,63 PY 2.11 Total leucocyte count - Batch B - PL - 6 BI 11.4 Reactions of NPN - Batch C	Computer Skills (academicportal)	
09/03/2021	PY 2.9 Blood transfusion I/III DL - 19	BI 9.1 Extracellular Matrix SGD - 10	AN 12.12, AN 12.13 Posterior Compartment of forearm-Vessels and Nerves/ SU (Nesting)DL- 29	DISSECTION AN 12.11 -AN 12.13 Posterior Compartment of Forearm- Muscles, Vessels and NervesSGD- 64,65	Practical -AN 67.1- 67.3 Histology of Muscle - (Batch B) PY 2.11 Total leucocyte count - Batch C - PL -6 BI 11.4 Reactions of NPN -Batch A	Concepts of Health and disease	
10/03/2021	PY 2.9 Blood transfusion II/III SGD - 21	BI 9.2 Abnormalities of Extra cellular matrix/IM (Nesting) DL - 13	EMBRYOLOGY AN 77.6/OG 4.1 (Nesting) Teratogenic influence on GestationDL-30	Practical - AN 67.1- 67.3 Histology of Muscle - (Batch C) PY 2.11 Total leucocyte count - Batch A - PL - 6 BI 11.4 Reactions of NPN -Batch B	DISSECTION AN 12.14 -AN 12.15& AN 13.3 Elbow, Radio ulnar,Wrist & 1st carpo meta carpal joint & Dorsum of Hand SGD-66,67	Concentration and Memory	
11/03/2021	HOLIDAY		HOLIDAY		HOLIDAY		
12/03/2021	BI 2.1 Classification of Enzymes DL - 14	PY 2.9 Blood transfusion III/III /PA 22.1, PA 22.4, PA 22.5, PA 22.6, PA 22.7 (Nesting) FC - 6	HISTOLOGY AN68.1, AN 68.2 Nervous tissue DL-31	AN 12.14 AN 12.15& AN 13.3 Elbow, Radio ulnar,Wrist & 1st carpo meta carpal joint & Dorsum of Hand SDL-5,6	PY 2.9 Blood transfusion SDL- 2	PY 3.1 Structure and function of nervous tissues / AN 7.4-AN 7.8 (Nesting) FC - 7	Sociology
13/03/2021	PY 3.2 Nerve Fiber I/III SGD - 22	PY 3.2 Nerve Fiber II/III SGD - 23	Early Clinical Exposure – Biochemistry 2.Iron Deficiency Anemia		BI 2.1 SDL- Biochemistry	Formative assessment- Physiology	

Integration - Physiology - 1
SDL -Physiology - 1
AETCOM -0
ECE - 3

Integration - Biochemistry - 1
SDL -Biochemistry - 1
Integration - Anatomy - 2
SDL -Anatomy - 2

Formative Assessment -0

Week 7 (AIT Topic- Locomotor System)

Day & Date	8.45am-9.45am	9.45am-10.45am	11.00am-12.00pm	12.00pm-2.00pm	2.30pm-4.30pm	Foundation Course (4.30 - 5.30)	
15/03/2021	BI 2.3 Principle of enzyme activity DL - 14	PY 3.2 Nerve Fiber III/III SGD - 24	AN 13.4 Sternoclavicular, Acromioclavicular, Carpometacarpal and Metacarpophalangeal Joint SDL-7	DISSECTION AN 13.4 Sternoclavicular, Acromioclavicular, Carpometacarpal and Metacarpophalangeal Joint SGD- 68,69	Practical -AN 68.1-AN 68.3SGD-70,71 Histology of Nervous Tissue- (Batch A) PY 3.18 Nerve muscle experiments I /3.14 ERGOGRAPHY - Batch B - PL - 7 JPK,DVS,GKR BI 11.4 OSPE - Batch C	National health priorities and policies-	
16/03/2021	PY3.3 Degeneration & Regeneration in peripheral nerves/ IM (Nesting) I/II FC - 8	BI 4.1 Classification of Lipids BI 4.1 Properties of Lipids DL - 15	AN 20.3-AN 20.5 Introduction To Lower Limb/SU 27.5 & SU 6/ (Nesting)DL-32	DISSECTION AN13.5 Surface Marking and Radiology of Upper limb/RD (Nesting)SGD- 71,72	Practical - AN 68.1-AN 68.3 Histology of Nervous Tissue - (Batch B) PY 3.18 Nerve muscle experiments I /3.14 ERGOGRAPHY - Batch C - PL - 7 JPK,DVS,GKR BI 11.4 OSPE -Batch A	National programs	
17/03/2021	PY3.3 Degeneration & Regeneration in peripheral nerves/ IM (Nesting) II/II SGD - 25	PY 3.4 Neuromuscular Junction I/III DL - 20	AN 15.1 - AN 15.4/SU Nesting Muscles, Vessels and Nerves of front of thigh, Femoral triangleDL 33	Practical - AN 68.1-AN 68.3 Histology of Nervous Tissue - (Batch C) PY 3.18 Nerve muscle experiments I /3.14 ERGOGRAPHY - Batch A - PL -7 BI 11.4 OSPE Batch B	DISSECTION AN 15.1 - AN 15.4 Muscles, Vessels and Nerves of front of thigh OSTEOLOGY AN 14.2 Hip boneSGD-73,74	Exam preparation	
18/03/2021	BI 4.1 Phospholipids DL - 16	PY 3.4 Neuromuscular Junction II/III DL - 21	AN 15.2 Muscles, Vessels and Nerves of Adductor Compartment of thighSDL-8	DISSECTION AN15.1 & AN15.2 Muscles, Vessels and Nerves of Anterior and medial compartment of thigh-SGD-75,76	AETCOM - Physiology Module 1.2: What does it mean to be a patient?	Extracurricular activity	
19/03/2021	PY 3.4 Neuromuscular Junction III/III FC - 9	HISTOLOGY AN 69.1- 69.3 Blood VesselsDL-34	AN 15.5 Adductor Canal SDL-9	DISSECTION AN 15.5 Adductor Canal SGD-77,78	PY 3.5 Neuromuscular blockers/ AS (Nesting) DL 22	PY 3.6 Myasthenia gravis / IM (Nesting) DL - 23	Alternate healthcare system
20/03/2021	PY 3.7 Skeletal Muscle Cardiac & Smooth Muscle/ I/II AN3.1, AN 3.2 & AN3.3 (Nesting) FC - 10,	PY 3.7 Skeletal Muscle Cardiac & Smooth Muscle/ II/II AN3.1, AN 3.2 & AN3.3 (Nesting) SGD 26	Early Clinical Exposure – Anatomy 3.Varicose vein with anatomical basis for basic procedural skills		BI 4.1 SDL- Biochemistry	Formative assessment- Physiology	

Integration - Physiology - 6
SDL -Physiology -0
AETCOM - 2
ECE - 3

Integration - Biochemistry -0
SDL -Biochemistry - 1
Integration - Anatomy - 2+2
SDL -Anatomy - 3

Formative Assessment -0

Week 8 (AIT Topic- Locomotor System)

Day & Date	8.45am-9.45am	9.45am-10.45am	11.00am-12.00pm	12.00pm-2.00pm	2.30pm-4.30pm	Foundation Course (4.30 - 5.30)	
22/03/2021	BI 4.1 Glycolipids & Sterols/ IM 2.3/ IM 2.12 / IM 2.18 (Nesting) DL - 17	PY 3.8 Properties of Skeletal Muscle FC - 11	AN 16.1 - AN 16.3 Gluteal Region-I & IIDL-35	DISSECTION AN 16.2 & AN 16.3 Gluteal Region-I-SGD-79,80	Practical-AN 69.1-AN 69.3 Histology of Blood vessels- (Batch A)SGD-81,82 PY 3.18 Nerve muscle experiments II - Batch B - PL - 8 JPK,DVS,GKR BI 11.4 OSPE -Batch C -	Team building and roles of Health care team	
23/03/2021	PY 3.8 Properties of smooth Muscle FC - 12	BI 6.9/ BI 6.10 Calcium metabolism & abnormalities/ PY 3.9 PE 13.11/ PE 13.12/ IM 24.22 (Nesting) SDL - 3	OSTEOLOGY AN 14.1-AN 14.3 Tibia and Patella/ FM (Nesting)SGD-83	DISSECTION AN 16.1 Gluteal Region-II SGD-84,85	Practical -AN 69.1-AN 69.3 Histology of Blood vessels - (Batch B) PY 3.18 Nerve muscle experiments II- Batch C- PL - 8 JPK,DVS,GKR BI 11.4 OSPE –Batch A-	Tips on Preparation of Power point	
24/03/2021	EMBRYOLOGY AN 78.1.1-AN 78.1.3, AN 78.2.1-AN 78.2.4AN 78.3.1-AN 78.5/OG 3.1 /OBG (Nesting) Second week changes I & IIDL-36	PY 3.9 Molecular basis of Skeletal muscle contraction- I/III DL - 24	EMBRYOLOGY AN 9.3,AN-13.8, AN20.10 Development of limbs and BreastDL-37	Practical - AN 69.1-AN 69.3 Histology of Blood vessels(Batch C) PY 3.18 Nerve muscle experiments II - Batch A - PL - 8 JPK,DVS,GKR BI 11.4 OSPE –Batch B	DISSECTION AN16.4 & AN16.5 Back Of ThighSGD-86	AN16.4 & AN16.5 Back Of Thigh SDL-10	Sports
25/03/2021	BI 4.1/ BI 11.24 Fatty acids SGD - 11	PY 3.9 Molecular basis of Skeletal muscle contraction -II/III DL - 25	AN16.6 Popliteal Fossa SDL-11	DISSECTION AN16.6 Popliteal FossaSGD-87,88	AETCOM - Physiology Module 1.2: What does it mean to be a patient?		Health care Systems and its Delivery
26/03/2021	PY 3.9 Molecular basis of Skeletal muscle contraction -III/III SGD 27	Mode of muscle contraction I/II FC - 13 DISSECTION AN16.6 Popliteal Fossa(10.45am-12.45pm)	AN 17.1-AN 17.3 Hip JointDL-38	DISSECTION AN 17.1-AN 17.3 Hip Joint SGD-89,90	PY 3.12 Gradation of muscular activity DL - 26	PY 3.4 Neuromuscular Junction - SDL - 3	Stress management
27/03/2021	PY 3.17 Strength-duration curve SGD - 28	HISTOLOGY AN 70.2 Histology of Lymphatic tissue I & IIDL-39	Early Clinical Exposure – Physiology 1.Macrocytic Anaemia		BI 4.1 SDL- Biochemistry	Formative assessment- Physiology	





Integration - Physiology - 2
SDL -Physiology - 1
AETCOM - 2
ECE - 3





Integration - Biochemistry - 2
SDL -Biochemistry - 2
Integration - Anatomy - 2
SDL -Anatomy - 1

Formative Assessment - 0

Week 9 (AIT Topic- Locomotor System)

Day & Date	8.45am-9.45am	9.45am-10.45am	11.00am-12.00pm	12.00pm-2.00pm	2.30pm-4.30pm	Foundation Course (4.30 - 5.30)	
29/03/2021	BI 2.4 Enzyme inhibition SGD - 12	PY 3.11 Energetic of muscle contraction DL - 27	AN18.1-AN 18.3 Anterior and lateral compartment of leg SDL- 12	DISSECTION AN18.1-AN 18.3 Anterior and lateral compartment of leg SGD-91,92	Practical AN 70.2 Histology of Lymphatic tissue - I-Batch ASGD-- 93,94 PY 11.13 History & general examinations - Batch B - PL - 9 BI 11.3 / BI 11.4 Analysis of normal urine - Batch C	First Aid - Pulmonology	
30/03/2021	PY 3.13 Muscular Dystrophy & Myopathies/ IM (Nesting) DL - 28	BI 2.6 Enzyme assay DL - 18	AN18.4-AN 18.7 Knee joint/OR 1.6, OR 1.5 & OR 3.1 (Nesting)DL-40	DISSECTION AN18.4-AN 18.7 Knee joint & osteology AN 14.1 & AN 14.2 FibulaSGD-95,96	Practical AN 70.2 Histology of Lymphatic tissue -IBatch B PY 11.13 History & general examinations - Batch C - PL - 9 BI 11.3 /BI 11.4 Analysis of normal urine -Batch A	Principles of Primary Care	
31/03/2021	BI 2.5, BI 2.7 Diagnostic enzymes/ IM (Nesting) SGD - 13	PY 3.10 Mode of muscle contraction II/II SGD 29	DISSECTION AN19.1- AN19.4 Back of leg-SGD-97	Practical AN 70.2 Histology of lymphatic tissue -I-Batch C PY 11.13 History & general examinations - Batch A - PL - 9 BI 11.3 / BI 11.4 Analysis of normal urine - Batch B	HISTOLOGY AN 72.1 Integumentary system DL-41	AN19.1- AN19.4 Back of leg SDL-13	Career pathway, personal growth, work- life balance
01/04/2021	HOLIDAY		HOLIDAY		HOLIDAY		
02/04/2021	HOLIDAY		HOLIDAY		HOLIDAY		
03/04/2021	HOLIDAY		HOLIDAY		HOLIDAY		





	Integration - Physiology - 1
	SDL -Physiology - 0
	AETCOM - 0
	ECE -0





	Integration - Biochemistry -1
	SDL -Biochemistry - 0
	Integration - Anatomy - 2
	SDL -Anatomy - 2

 Formative Assessment -0

Week 10

Day & Date	8.45am-9.45am	9.45am-10.45am	11.00am-12.00pm	12.00pm-2.00pm	2.30pm-4.30pm		Foundation Course (4.30 - 5.30)
05/04/2021	BI 2.2 Demonstration of estimation of SGOT& SGPT Demo - 1	PY 6.1 Functional Anatomy of Respiratory tract I/II DL - 31	DISSECTION AN 14.14 Osteology of foot, AN 18.1-18.3 Dorsum of foot SGD-98,99,100		Histology of AN 70.2 Lymphatic tissue-II Batch ASGD-101,102 PY 6.9 Clinical examination of RS- Batch B- PL - 10 BI 11.4/ BI 11.20- Analysis of abnormal urine – Batch C		center Batch – II - Basic Life Support and First Aid Batch – III - Concepts of safety Batch – IV - Hospital visit and facility visit Batch – V - Academic visit and facility
06/04/2021	PY 6.1 Functional Anatomy of Respiratory tract II/II SGD 31	BI 3.1.4 Glycosaminoglycans & disorders related: Importance of glycoproteins DL - 19	AN19.5- AN19.7 Arches of foot/OR/SU (Nesting)DL-42	DISSECTION AN 20.6 Radiology of Lower Limb/ RD 1.6 (Nesting) & DISSECTION AN19.5- AN19.7 Arches of footSGD-103,104	Histology of AN 70.2 Lymphatic tissue-II -Batch B PY 6.9 Clinical examination of RS- Batch C- PL - 10 BI 11.4/ BI 11.20- Analysis of abnormal urine – Batch A		Alternate healthcare system (Ayurveda, Homeopathy, Siddha, Unani)
07/04/2021	PY 6.2 Mechanics of breathing I/IV AN 21.8+ (AN21.9) (Sharing) FC - 15	PY 6.2 Mechanics of breathing II/IV DL - 32	DISSECTION AN20.1- AN20.2 Tibio-fibular, ankle & other joints of foot SGD-105	Histology of AN 70.2 Lymphatic tissue-II Batch C PY 6.9 Clinical examination of RS- Batch A- PL - 10 BI 11.4/ BI 11.20- Analysis of abnormal urine – Batch B	DISSECTION AN 20.7-AN 20.9 Surface marking of Lower limb/IM/SU (Nesting)SGD- 106	AN20.1- AN20.2 Tibio-fibular, ankle & other joints of foot SDL-14	Skill lab
08/04/2021	PY 6.2 Mechanics of breathing III/IV DL - 33	BI 3.2 & BI 3.3 Digestion & absorption of Carbohydrates/ PY 4.4 (Nesting) SGD - 13	DISSECTION AN 19.5-AN 19.7Sole of the foot, Arches of foot SGD-106,107,108		AETCOM - Physiology Module 1.2: What does it mean to be a patient?		History of Ethics
09/04/2021	PY 6.2 Mechanics of breathing IV/IV DL - 34	Embryology AN 79.1.1-AN 79.1.2, AN 79.2.1-AN 79.2.3/ OG (Nesting) Changes in 3rd Week of Gestation-I DL-43	Revision of Lower LimbSGD-109,110,111		PY 6.3 Transport of Oxygen I/III DL - 35	PY 6.3 Transport of Oxygen II/III FC - 16	Principles of ethics with case scenarios
10/04/2021	BI 3.4 Glycolysis-1 DL - 20	PY 6.3 Transport of Oxygen III/III FC - 17	Early Clinical Exposure – Biochemistry 3. Protein Energy Malnutrition		BI 4.1 SDL- Biochemistry	Formative assessment- Physiology	

	Integration - Physiology - 0
	SDL -Physiology - 0
	AETCOM - 2
	ECE - 3

	Integration - Biochemistry -1
	SDL -Biochemistry - 1
	Integration - Anatomy -2+2
	SDL -Anatomy - 0

 Formative Assessment -0

Week 11 (AIT Topic- Lung diseases)

Day & Date	8.45am-9.45am	9.45am-10.45am	11.00am-12.00pm	12.00pm-2.00pm	2.30pm-4.30pm	Foundation Course (4.30 - 5.30)	
12/04/2021	BI 3.4/ BI 3.7 Glycolysis-2 SGD - 14	PY 6.3 Transport of Carbon dioxide I/III DL - 36	AN 21.3 Introduction to Thorax DL-44	DISSECTION AN 21.3 Introduction to ThoraxSGD-112,113	Practical AN 72.1 Integumentary system Batch ASGD-114,115 PY 6.10 Peak expiratory flow rate (PEFR)- Batch B - PL - 11 Revision Urine analysis – Batch C	Patient consent and confidentiality	
13/04/2021	PY 6.3 Transport of Carbon dioxide II/III FC - 18	BI 3.4 Glycolysis-3 / IM 11.12 (Nesting) SGD - 15	Embryology AN 79.3 & AN 79.6 OG (Nesting) Changes in 3rd Week of Gestation-II DL-45	Osteology AN 21.1-& AN 21.10 Typical RibsSGD-116,117	Practical AN 72.1 Integumentary system -Batch B PY 6.10 Peak expiratory flow rate (PEFR)- Batch C - PL - 11 Revision Urine analysis – Batch A	Unethical and unprofessional behavior with case scenarios	
14/04/2021	HOLIDAY		HOLIDAY		HOLIDAY		
15/04/2021	PY 6.3 Transport of Carbon dioxide III/III SGD 32	PY 6.6 Dyspnoea, hypoxia, cyanosis asphyxia; drowning, periodic breathing – I/IV CT2.4 (Nesting) DL - 37	AN 21.4-AN 21.7 Muscles, Vessels and Nerves of Intercostal space AN 21.9 Mechanism of Respiration (PY 6.2 Sharing)DL-46	Practical AN 72.1 Integumentary system - Batch C PY 6.10 Peak expiratory flow rate (PEFR)- Batch A - PL - 11 Revision Urine analysis – Batch B	DISSECTION -AN 21.4-AN 21.7 Muscles, Vessels and Nerves of Intercostal space SGD-118,119	Medical records and Certification	
16/04/2021	Embryology AN 80.1-AN 80.2, AN 80.7 Fetal Membranes-I DL-47	PY 6.6 Dyspnoea, hypoxia, cyanosis asphyxia; drowning, periodic breathing – II/IV CT2.4 (Nesting) DL - 38	Osteology AN 21.1-AN 21.2 Atypical ribs/ AN 21.1, AN 21.8 Sternum SDL-15	DISSECTION -AN 21.6-AN 21.7 Vessels and Nerves of Intercostal space SGD-120,121	PY 6.6 Dyspnoea, hypoxia, cyanosis asphyxia; drowning, periodic breathing – III/IV CT2.4 (Nesting) DL - 39	PY 6.6 Dyspnoea, hypoxia, cyanosis asphyxia; drowning, periodic breathing – IV/IV CT2.4 (Nesting) DL - 40	Legal issues related to Ethics
17/04/2021	PY 6.6 Regulation of respiration I/II DL - 41	Histology AN 25.1 Trachea and Lungs DL-48	Early Clinical Exposure – Anatomy 4.Pleural effusion and pneumothorax with anatomical basis for ICD insertion, 2.Bronchoscopy		BI 3.4 SDL- Biochemistry	Formative assessment- Physiology	





Integration - Physiology - 4
SDL -Physiology - 0
AETCOM - 2
ECE - 3





Integration - Biochemistry - 1
SDL -Biochemistry - 1
Integration - Anatomy - 0
SDL -Anatomy - 1

Formative Assessment - 0

Week 12 (AIT Topic- Lung diseases)

Day & Date	8.45am-9.45am	9.45am-10.45am	11.00am-12.00pm	12.00pm-2.00pm	2.30pm-4.30pm	Foundation Course (4.30 - 5.30)	
19/04/2021	BI 3.6 TCA Cycle-1 SGD - 16	PY 6.6 Regulation of respiration II/II DL - 42	AN 21.11 Mediastinum DL-49	DISSECTION AN 21.11 Mediastinum SGD- 122,123	Practical AN 25.1 Histology of Trachea and Lungs \-Batch ASGD-124,125 PY 6.8 Spirometry - Batch B - PL - 12 BI 11.1 Introduction to clinical chemistry: Collection of samples, anticoagulants & preservatives - Batch C	Sports	
20/04/2021	BI 3.6 TCA Cycle-2 DL - 21	PY 6.4 High altitude and deep sea diving – I/II FC - 19	Embryology AN 80.3 & AN 80.5 Fetal Membranes-II (Placenta)/OG (Nesting)DL-50	Osteology AN 21.1-AN 21.2 Vertebra SGD-126,127	Practical AN 25.1 Histology of Trachea and Lungs -Batch B PY 6.8 Spirometry - Batch C - PL - 12 BI 11.1 Introduction to clinical chemistry: Collection of samples, anticoagulants & preservatives - Batch A	Extracurricular activity	
21/04/2021	AN 24.1 Pleura/PY 6.1/IM 3.9- NestingDL-51	PY 6.4 High altitude and deep sea diving – II/II DL 43	AN 24.2,AN 24.3 & AN 24.6 Lung, Trachea & BP Segments/PY 6.1 /IM 3.1- Nesting-DL-52	Practical AN 25.1 Histology of Trachea and Lungs -Batch C PY 6.8 Spirometry - Batch A - PL - 12 BI 11.1 Introduction to clinical chemistry: Collection of samples, anticoagulants & preservatives - Batch B	DISSECTION AN 24.1 Pleura SGD-128,129	Mental health	
22/04/2021	PY 6.7 Lung function tests/ I/II CT 2.11 (Nesting) SGD - 33	PY 6.5 Artificial respiration & Oxygen therapy/ I/II CT 2.20 (Nesting) DL - 44	Embryology AN 25.2, AN 25.4 Development of Respiratory system with its anomalies DL-53	DISSECTION AN 24.2,AN 24.3 & AN 24.6 Lung, Trachea & BP SegmentsSGD- 130,131	Concept of Public Health (CM 1.1) (SGD)	E-learning and Online resources	
23/04/2021	PY 6.3 Transport of Oxygen SDL - 5	PY 6.6 Dyspnoea, hypoxia, cyanosis asphyxia; drowning periodic breathing SDL - 6	AN 24.4, AN 24.5 & AN 24.5 Blood supply, Lymphatic drainage of Lung and Trachea , Phrenic Nerve SDL-16	DISSECTION AN 24.4, AN 24.5 & AN 24.5 Blood supply, Lymphatic drainage of Lung and Trachea , Phrenic Nerve SGD-132,133	PY 6.5 Artificial respiration & Oxygen therapy/ II/II CT 2.20 (Nesting) SGD 34	PY 6.7 Lung function tests II/II CT 2.11 (Nesting) SGD - 35	Pedagogy
24/04/2021	PY 5.1 Physiological anatomy of heart /AN 22.2 (Sharing) I/II DL - 45	Embryology AN 80.4 & AN 80.6 Twinning/OG (Nesting)DL-54	Early Clinical Exposure – Physiology Myasthenia Gravis		BI 3.6 SDL- Biochemistry	Formative assessment- Physiology	





	Integration - Physiology - 4
	SDL -Physiology - 0
	AETCOM - 2
	ECE - 3





	Integration - Biochemistry - 0
	SDL -Biochemistry - 1
	Integration - Anatomy - 4
	SDL -Anatomy - 1

	Formative Assessment - 0
---	--------------------------

Week 13 (AIT Topic- Lung diseases and Cardiovascular disorders)

Day & Date	8.45am-9.45am	9.45am-10.45am	11.00am-12.00pm	12.00pm-2.00pm	2.30pm-4.30pm	Foundation Course (4.30 - 5.30)
26/04/2021	BI 3.6 TCA Cycle-3 DL - 22	PY 5.1 Physiological anatomy of heart II/II /AN 22.2 (Sharing) SGD 36	AN 22.1 Pericardium SDL-17	DISSECTION AN 22.1 Pericardium SGD-134,135	Practical AN 70.1Revision Batch ASGD-136,137 PY 5.12 Revision - Batch B - BI 11.8 / BI 11.21 / BI 11.22 Revision OSPE + Urine Analysis -Batch C	Introduction to research
27/04/2021	PY 5.2 Properties of Myocardium I/III FC - 20	AN 22.2 External features of Heart/ PY 5.1 (Sharing)DL-55	DISSECTION AN 22.2 External features of Heart SGD-138,139,140		Practical AN 70.1Revision Batch B PY 5.12 Revision - Batch C - BI 11.8 / BI 11.21 / BI 11.22 Revision OSPE + Urine Analysis -Batch A	How to write research proposal and research paper
28/04/2021	PY 5.10 Regional circulation – II/V IM 1.1, IM 2.2, IM 2.4 (Nesting) DL - 47	PY 5.2 Properties of Myocardium II/III FC - 21	AN 22.2 Internal features of Heart/PY 5.1 (Sharing)DL-56	Practical AN 70.1Revision Batch C PY 5.12 Revision - Batch A - BI 11.8 / BI 11.21 / BI 11.22 Revision OSPE + Urine Analysis - Batch B	DISSECTION AN 22.2 Internal features of Heart SGD-141,142	ICMR/STS project
29/04/2021	PY 5.2 Properties of Myocardium III/III FC - 22	BI 4.2 Digestion & absorption of Lipids/ PY 4.4 (Nesting) DL - 23	AN 22.3-AN 22.4 Coronary artery & Ischemic Heart Disease/ PY 5.10, PY 5.6 (Sharing)DL-57	DISSECTION AN 22.3-AN 22.4 Coronary artery & Ischemic Heart Disease SGD-143,144	AETCOM- Biochemistry Module 1.3 The doctor-patient relationship DL	Ethics in research
30/04/2021	BI 4.3 & BI 4.4 Lipoprotein Metabolism & associated disorders- 2/ IM 2.3/ IM 2.12/ IM 2.18 (Nesting) DL - 24	PY 5.4 Cardiac impulse I/II FC - 23	AN-22.5 –AN-22.7 Coronary sinus, fibrous skeleton and conducting system of Heart/PY 5.1 (Nesting)DL-58	DISSECTION AN-22.5 –AN-22.7 Coronary sinus, fibrous skeleton and conducting system of Heart SGD- 145,146	Biochemistry - Revision Class	Nutritional disorders among medical students
01/05/2021	HOLIDAY		HOLIDAY		HOLIDAY	

	Integration - Physiology - 1
	SDL -Physiology - 0
	AETCOM - 2
	ECE - 0

	Integration - Biochemistry -2
	SDL -Biochemistry - 0
	Integration - Anatomy -1
	SDL -Anatomy - 1





 Formative Assessment -0





Week 14

Day & Date	8.45am-9.45am	9.45am-10.45am	11.00am-12.00pm	12.00pm-2.00pm	2.30pm-4.30pm
03/05/2021	1st INTERNAL ASSESSMENT THEORY EXAM-2020		1st INTERNAL ASSESSMENT THEORY EXAM-2020		1st INTERNAL ASSESSMENT THEORY EXAM-2020
04/05/2021	1st INTERNAL ASSESSMENT THEORY EXAM-2020		1st INTERNAL ASSESSMENT THEORY EXAM-2020		1st INTERNAL ASSESSMENT THEORY EXAM-2020
05/05/2021	1st INTERNAL ASSESSMENT THEORY EXAM-2020		1st INTERNAL ASSESSMENT THEORY EXAM-2020		1st INTERNAL ASSESSMENT THEORY EXAM-2020
06/05/2021	1st INTERNAL ASSESSMENT PRACTICAL EXAM-2020		1st INTERNAL ASSESSMENT PRACTICAL EXAM-2020		1st INTERNAL ASSESSMENT PRACTICAL EXAM-2020
07/05/2021	1st INTERNAL ASSESSMENT PRACTICAL EXAM-2020		1st INTERNAL ASSESSMENT PRACTICAL EXAM-2020		1st INTERNAL ASSESSMENT PRACTICAL EXAM-2020
08/05/2021	1st INTERNAL ASSESSMENT PRACTICAL EXAM-2020		1st INTERNAL ASSESSMENT PRACTICAL EXAM-2020		1st INTERNAL ASSESSMENT PRACTICAL EXAM-2020

Week 15 (AIT Topic- Cardiovascular disorders)





Day & Date	8.45am-9.45am	9.45am-10.45am	11.00am-12.00pm	12.00pm-2.00pm	2.30pm-4.30pm	Foundation Course (4.30 - 5.30)	
10/05/2021	1st INTERNAL ASSESSMENT PRACTICAL EXAM-2020		1st INTERNAL ASSESSMENT PRACTICAL EXAM-2020		1st INTERNAL ASSESSMENT PRACTICAL EXAM-2020		
11/05/2021	1st INTERNAL ASSESSMENT PRACTICAL EXAM-2020		1st INTERNAL ASSESSMENT PRACTICAL EXAM-2020		1st INTERNAL ASSESSMENT PRACTICAL EXAM-2020		
12/05/2021	1st INTERNAL ASSESSMENT PRACTICAL EXAM-2020		1st INTERNAL ASSESSMENT PRACTICAL EXAM-2020		1st INTERNAL ASSESSMENT PRACTICAL EXAM-2020		
13/05/2021	HOLIDAY		HOLIDAY		HOLIDAY		
14/05/2021	PY 5.4 Cardiac impulse II/II FC - 24	PY 5.5 Normal ECG I/II IM 1.17& IM 8.17 (Nesting) DL - 48	HISTOLOGY AN 70.1 Glands-DL-59	EMBRYOLOGY AN 25.2 Development of Heart-DL-60	PY 5.5 Normal ECG II/II IM 1.17& IM 8.17 (Nesting) DL - 49	PY 5.6 Abnormal ECG AN 22.3-AN 22.4 I/II (Sharing) IM 1.17, IM 10.18, IM 11.11, IM 12.9, IM 12.10(Nesting) DL - 50	Yoga
15/05/2021	BI 6.6 ETC-1 DL - 25	PY 5.6 Abnormal ECG AN 22.3-AN 22.4 II/II (Sharing) IM 1.17, IM 10.18, IM 11.11, IM 12.9 IM 12.10(Nesting) SGD 37	Early Clinical Exposure – Biochemistry 4. Disorders related to Lipoprotein metabolism		BI 6.6 SDL- Biochemistry	Formative assessment- Physiology	





	Integration - Physiology -4
	SDL -Physiology -0
	AETCOM - 0
	ECE - 3


	Integration - Biochemistry -0
	SDL -Biochemistry - 1
	Integration - Anatomy - 0
	SDL -Anatomy - 0

Week 16 (AIT Topic- Cardiovascular disorders)

Day & Date	8.45am-9.45am	9.45am-10.45am	11.00am-12.00pm	12.00pm-2.00pm	2.30pm-4.30pm		Foundation Course (4.30 - 5.30)
17/05/2021	PY 5.3 Cardiac Cycle – I/IV DL - 51	AN 23.1 Oesophagus/GS 28.5 (Nesting)DL-61	PY 5.3 Cardiac Cycle – II/IV DL - 52	DISSECTION AN 23.1 Oesophagus SGD-147,148	Practical AN 70.1 Histology of Glands -Batch A SGD-149,150 PY 5.12 Recording of Pulse & BP I - Batch B - PL - 13 BI 11.6 –Principles of Colorimetry-Batch C		Healthy lifestyle
18/05/2021	PY 5.3 Cardiac Cycle – III/IV SGD - 39	AN 23.2, AN 23.5 & AN 23.6 Contents of Posterior Mediastinum/GS DL- 62	PY 5.3 Cardiac Cycle – IV/IV SGD - 40	DISSECTION AN 23.2,AN 23.6 Contents of Posterior Mediastinum SGD-151,152	Practical AN 70.1 Histology of Glands -Batch B PY 5.12 Recording of Pulse & BP I - Batch C - PL - 13 BI 11.6 –Principles of Colorimetry-Batch A		Nutrition requirements for healthy life style
19/05/2021	BI 6.6 ETC-2 SGD - 17	PY 5.7 Haemodynamics – I/II DL - 53	EMBRYOLOGY AN 25.4, AN 25.5 Congenital Cardiac Anomalies/PY,IM,PE- (Nesting)DL-63	Practical - AN 70.1 Histology of Glands -Batch C PY 5.12 Recording of Pulse & BP I - Batch A - PL - 13 BI 11.6 –Principles of Colorimetry-Batch B	DISSECTION AN 23.3SVC & Azygos Venous system SGD-153	AN 23.3 SVC & Azygos Venous system SDL- 18	First Aid - Obstetrics and gynecology
20/05/2021	BI 3.4 Gluconeogenesis-1 DL - 26	PY 5.7 Haemodynamics – II/II DL - 54 SMN	Embryology AN 25.6, AN 25.7 Development of SVC, IVC with its anomalies DL-64	DISSECTION AN 25.9, AN 25.7-AN 25.8 Surface marking & Radiology of Thorax SGD-154,155	Concept of holistic health and determinants of health (CM 1.2) (L)		Professionalism
21/05/2021	PY 5.7 Haemodynamics – III/III SGD 41	Embryology AN 25.6 & AN 25.5 Development of Aortic arches/PY,IM,PE- Nesting DL-65	AN 23.4 Aortic arches & Descending thoracic Aorta SDL-19	DISSECTION AN 23.4 Aortic arches & Descending thoracic Aorta SGD-156,157	PY 5.8 CV regulatory mechanisms – I/III DL - 55	PY 5.8 CV regulatory mechanisms – II/III DL - 56	First Aid - Surgery
22/05/2021	PY 5.8 CV regulatory mechanisms – III/III DL - 57	Histology AN 52.1 Introduction to Histology of GIT & Esophagus AN 52.3 Cardio Oesophageal junction DL-66	5.Early Clinical Exposure – Anatomy 1. Congenital heart diseases 2. Anatomical basis for coronary Angiography		BI 3.4 SDL- Biochemistry	Formative assessment- Physiology	

	Integration - Physiology - 0
	SDL -Physiology - 0
	AETCOM - 0
	ECE - 3

	Integration - Biochemistry -0
	SDL -Biochemistry - 1
	Integration - Anatomy - 4
	SDL -Anatomy - 2



Week 17 (AIT Topic- Cardiovascular disorders)

Day & Date	8.45am-9.45am	9.45am-10.45am	11.00am-12.00pm	12.00pm-2.00pm	2.30pm-4.30pm		Foundation Course (4.30 - 5.30)
24/05/2021	BI 3.4 Gluconeogenesis-2 SGD - 18	PY 5.9 Regulation of cardiac output & blood pressure – I/IV DL - 58	AN 44.1 Introduction to Abdomen/SU (Nesting)DL-67	DISSECTION AN 44.1 Introduction to Abdomen SGD- 158,159	Practical AN 52.1 Esophagus -Batch A SGD-160,161 PY 5.12 Recording of Pulse & BP II - Batch B - PL - 14 BI 11.21 Estimation of Blood Glucose - Batch C		First Aid - Medicine
25/05/2021	PY 5.9 Regulation of cardiac output & blood pressure – II/IV DL - 59	BI 3.4 Glycogen Metabolism- 1 DL - 28	AN 44.2 & AN 44.6 Anterior abdominal wall- Muscles SDL-20	DISSECTION AN 44.2 & AN 44.6 Anterior abdominal wall-Muscles SGD-162,163	Practical AN 52.1 Esophagus AN - Batch B PY 5.12 Recording of Pulse & BP II - Batch C - PL - 14 BI 11.21 Estimation of Blood Glucose -Batch A		Batch - II - Field visit to community health center Batch – III - Basic Life Support and First Aid Batch – IV - Concepts of safety Batch – V - Hospital visit and facility visit Batch – I - Academic visit and facility visit
26/05/2021	Embryology AN 25.3 Fetal Circulation/PY, IM-Nesting-AN 81.1 Pre-natal Diagnosis DL-68	PY 5.9 Regulation of cardiac output & blood pressure – III/IV DL - 60	AN 44.3 & AN 44.7 Rectus Sheath/SU (Nesting) DL69	Practical AN 52.1 Esophagus - Batch C PY 5.12 Recording of Pulse & BP II - Batch A - PL - 14 BI 11.21 Estimation of Blood Glucose - Batch B	Embryology AN 52.4 Development of Anterior Abdominal Wall DL-70	DISSECTION AN 44.3 & AN 44.7 Rectus Sheath SGD-164	Batch - III - Field visit to community health center Batch – IV - Basic Life Support and First Aid Batch – V - Concepts of safety Batch – I - Hospital visit and facility visit Batch – II - Academic visit and facility visit
27/05/2021	BI 3.4 Glycogen Metabolism- 2 DL - 29	PY 5.9 Regulation of cardiac output & blood pressure – IV/IV SGD 42	AN 44.4 & AN 44.5 Inguinal canal/SU 28.1(Nesting) DL-71	DISSECTION AN 44.4 & AN 44.5 Inguinal canal SDL-165,166	Agent, host and environmental factors in health and disease and the multi factorial etiology of disease (CM 1.3)(SGD)		Communication skills
28/05/2021	PY 5.9 Hyper tension IM 8.2, IM 8.3, IM 8.4, IM 8.5, IM 8.7 & IM 8.14 (Nesting) DL - 61	PY 5.9 Hypo tension/ IM 8.2, IM 8.3, IM 8.4, IM 8.5, IM 8.7 & IM 8.14 (Nesting) SGD 43	HISTOLOGY AN 52.1 Fundus & Pylorus of Stomach DL-72	DISSECTION AN 44.4 & AN 44.5 Inguinal canal SGD-167,168	PY 5.10 Regional circulation – I/IV DL - 62	PY 5.10 Regional circulation – III/V DL - 63	Reproductive health for girls Counselling and De-addiction for boys
29/05/2021	BI 3.4 Glycogen Metabolism- 3/ IM 11.12 (Nesting) DL - 30	PY 5.10 Regional circulation SDL - 4	6.Early Clinical Exposure – Anatomy Inguinal hernia		BI 4.1 SDL- Biochemistry	Formative assessment- Physiology	

	Integration - Physiology - 2
	SDL -Physiology - 1
	AETCOM - 0
	ECE - 3

	Integration - Biochemistry - 1
	SDL -Biochemistry - 1
	Integration - Anatomy - 4
	SDL -Anatomy - 2

	Formative assessment - 0
--	--------------------------

Week 18 (AIT Topic-Peptic ulcer)

Day & Date	8.45am-9.45am	9.45am-10.45am	11.00am-12.00pm	12.00pm-2.00pm	2.30pm-4.30pm	Foundation Course (4.30 - 5.30)	
31/05/2021	BI 4.2 Fatty acid Metabolism-1 SGD - 19	PY 5.10 Regional circulation – IV/V DL - 64	AN 46.1, AN 46.2 & AN 46.4 Testis & Epididymis/SU 30.3, SU 30.4, SU 30.5 AN 46.3 & AN 46.5 Penis/SU 30.1(Nesting)DL-73	DISSECTION AN 46.1, AN 46.2 & AN 46.4 Testis & Epididymis/ AN 46.3 & AN 46.5 Penis SGD--169,170	Practical AN 52.1 Fundus & Pylorus of Stomach - Batch ASGD-171,172 PY 5.15 Clinical examination of CVS - Batch B - PL - 15 BI 11.18 Principles of Spectrophotometry- Batch C	First Aid - orthopedics	
01/06/2021	PY 5.10 Regional circulation – V/V DL - 65	BI 4.2 Fatty acid Metabolism-2 SGD - 20	AN 45.1, AN 45.2 & 45.3 Posterior Abdominal Wall (Lumbar Plexus)DL-74	DISSECTION AN 45.1, AN 45.2 & 45.3 Posterior Abdominal Wall SGD-173,174	Practical - AN 52.1 Fundus & Pylorus of Stomach (Batch B) PY 5.15 Clinical examination of CVS -Batch C - PL - 15 BI 11.18 Principles of Spectrophotometry- Batch A	First Aid - pediatrics	
02/06/2021	PY 5.11 Circulatory Shock – I/III IM15.3 (Nesting) DL - 66	PY 5.11 Circulatory Shock – II/III IM15.3 (Nesting) DL - 67	AN 47.1 Peritoneum-1 (Greater And Lesser sac)DL-75	Practical AN 52.1 Fundus & Pylorus of Stomach -Batch C PY 5.15 Clinical examination of CVS- Batch A - PL - 15 BI 11.18 Principles of Spectrophotometry - Batch B	DISSECTION AN 47.1 Peritoneum-1 SGD-175,176	First Aid - ENT	
03/06/2021	BI 4.2 Fatty acid Metabolism-3 SGD - 21	PY 5.11 Circulatory Shock – III/III IM15.3 (Nesting) SGD 44	AN 47.2, AN 47.3 & AN 47.4 Peritoneum-II (Folds & Pouches)/SU 28.3 (Nesting)DL-76	DISSECTION AN 47.2, AN 47.3 & AN 47.4 Peritoneum-II Folds & Pouches SGD-177,178	Natural history of disease (CM 1.4) (L)	First Aid – Ophthalmology	
04/06/2021	PY 5.11 Heart failure I/II IM 1.2, IM 1.5, IM 1.6 (Nesting) SGD - 45	PY 5.11 Heart failure II/II IM 1.2, IM 1.5, IM 1.6 (Nesting) SGD 46	AN 47.5 & AN 47.6 Stomach/SU 28.8 (Nesting) DL-77	DISSECTION AN 47.5 & AN 47.6 Stomach SGD-179,180	PY 4.1 Structure and functions of GI tract I/II AN 52.1 (Sharing) DL - 68	PY 4.1 Structure and functions of GI tract II/II AN 52.1 (Sharing) SGD 47	Poster preparation (collage) and competition Foundation course implementation committee
05/06/2021	PY 4.2 Secretions of GI Tract I/VI DL - 69	Histology AN 52.1 Duodenum, Jejunum & Ileum DL-78	Early Clinical Exposure – Physiology Acid peptic disease		BI 3.4 SDL- Biochemistry	Formative assessment- Physiology	

Integration - Physiology -5

SDL -Physiology - 0

AETCOM - 0

ECE - 3

Integration - Biochemistry -0

SDL -Biochemistry - 1

Integration - Anatomy - 3

SDL -Anatomy - 0

Formative assessment - 0

Week 19 (AIT Topic-Peptic ulcer and Jaundice)

Day & Date	8.45am-9.45am	9.45am-10.45am	11.00am-12.00pm	12.00pm-2.00pm	2.30pm-4.30pm		Foundation Course (4.30 - 5.30)
07/06/2021	BI 4.2 Ketone bodies Metabolism/ IM 11.13 (Nesting) SGD - 22	PY 4.2 Secretions of GI Tract II/VI DL - 70	AN 47.5 Duodenum/SU 28.8 (Nesting) DL-79	DISSECTION AN 47.5 Duodenum SGD-181,182	Practical AN 52.1 Duodenum, Jejunum & Ileum -Batch ASGD-183,184 PY 2.12 Demonstration of ESR, PCV&Osmotic fragility Batch B - PL - 16 BI 11.17 Clinical charts - 1 - Batch C		health center Batch – V - Basic Life Support and First Aid Batch – I - Concepts of safety Batch – II - Hospital visit and facility visit Batch – III - Academic visit and facility visit Batch - v - Field visit to community
08/06/2021	PY 4.2 Secretions of GI Tract III/VI SGD - 48	BI 3.4 HMP Pathway-1 DL - 31	AN 47.5 Small & Large Intestine/SU 28.13, SU 28.14 (Nesting) DL-80	DISSECTION AN 47.5 Small & Large Intestine SGD-185,186	Practical AN 52.1 Duodenum, Jejunum & Ileum -Batch B PY 2.12 Demonstration of ESR, PCV&Osmotic fragility Batch C - PL - 16 BI 11.17 Clinical charts - 1 - Batch A		health center Batch – I - Basic Life Support and First Aid Batch – II - Concepts of safety Batch – III - Hospital visit and facility visit Batch - IV - Academic visit and facility
09/06/2021	PY 4.2 Secretions of GI Tract IV/VI SGD 49	PY 4.2 Secretions of GI Tract V/VI SGD 50	AN 47.5 & AN 47.6 Caecum & Appendix/SU 28.15 (Nesting) DL-81	Practical AN 52.1 Duodenum, Jejunum & Ileum - Batch C PY 2.12 Demonstration of ESR, PCV&Osmotic fragility- Batch A - PL - 16 BI 11.17 Clinical charts - 1 - Batch B	Embryology AN 52.6 Development of Gut & Its derivatives Development of Foregut/SU 28.8 (Nesting) DL-82	DISSECTION AN 47.5 & AN 47.6 Caecum & Appendix SGD-187	White Coat ceremony/Valedictory sessions of Foundation course Foundation course implementation committee
10/06/2021	BI 3.4 HMP Pathway-2 DL - 32	PY 4.2 Secretions of GI Tract VI/VI SGD - 51	AN 47.5 Colon-SDL-21	DISSECTION AN 47.5 Colon SGD--188,189	Levels of prevention and intervention (CM 1.5)(L)		Fresher's Day Foundation course implementation committee
11/06/2021	PY 4.3 Gastrointestinal Physiology- Movements of GIT I/III DL - 71	Histology AN 52.1 Large intestine & Appendix DL-83	AN 47.5 & AN 47.6 Liver/SU 28.10 (Nesting) DL-84	DISSECTION AN 47.5 & AN 47.6 Liver SGD-190,191	PY 4.3 Gastrointestinal Physiology- Movements of GIT II/III DL - 72	PY 4.3 Gastrointestinal Physiology- Movements of GIT III/III SGD 52	
12/06/2021	PY 4.4 Digestion &absorption of Nutrients I/II BI 5.3 (Nesting) DL - 73	PY 4.4 Digestion &absorption of Nutrients II/II BI 5.3 (Nesting) SGD 53	Early Clinical Exposure – Anatomy 7.Cirrhosis of Liver with portal hypertension (Hospital visit)		BI 3.4 SDL- Biochemistry	Formative assessment- Physiology	

	Integration - Physiology - 0
	SDL -Physiology -0
	AETCOM - 0
	ECE - 3

	Integration - Biochemistry -1
	SDL -Biochemistry - 1
	Integration - Anatomy - 4
	SDL -Anatomy - 0

	Formative assessment - 0
--	--------------------------

Week 20 (AIT Topic-Peptic ulcer and Jaundice)

Day & Date	8.45am-9.45am	9.45am-10.45am	11.00am-12.00pm	12.00pm-2.00pm	2.30pm-4.30pm	
14/06/2021	BI 3.9 Blood glucose regulation DL - 33	PY 4.7 Liver and gall bladder I/II DL - 74	AN 47.5, AN 47.6 & AN 47.7 Extrahepatic Biliary Apparatus/SU 28.12 (Nesting) DL-85	Osteology AN 53.1, AN 53.4 Sacrum & Coccyx-SDL-22,23	Practical AN 52.1 Large intestine & Appendix Batch ASGD-192,193 PY 2.11 Differential Leucocyte Count(DLC) I- Batch B - PL - 17 BI 11.17 Clinical charts - 2 -Batch C	
15/06/2021	PY 4.7 Liver and gall bladder II/II SGD 54	BI 3.5.1 Metabolism of fructose and galactose, polyol pathway. Disorders related DL - 34	AN 47.8, AN 47.10 & AN 47.11 Portal Vein DL-86	DISSECTION AN 47.5, AN 47.6 & AN 47.7, AN 47.8, AN 47.10 & AN 47.11 Extrahepatic Biliary Apparatus & Portal Vein SGD-194,195	Practical AN 52.1 Large intestine & Appendix Batch B PY 2.11 Differential Leucocyte Count(DLC) I- Batch C - PL - 17 BI 11.17 Clinical charts - 1 - Batch A	
16/06/2021	PY 4.6 Gut Brain axis DL - 75	PY 2.5 Jaundice I/II / BI 6.11 (Nesting) DL - 76	Embryology AN 52.6 Development of Midgut/SU 28.14 (Nesting)DL-87	Practical AN 52.1 Large intestine & Appendix - Batch C PY 2.11 Differential Leucocyte Count(DLC) I- Batch A - PL - 17 BI 11.17 Clinical charts - 1 -	AN 47.5 Pancreas/SU 24.1(Nesting) DL-88	DISSECTION AN 47.5 Pancreas SGD-196
17/06/2021	BI 3.5/ BI 3.8 Feeder pathways, Uronic acid pathway, Inborn errors of carbohydrate metabolism DL - 35	PY 2.5 Jaundice II/II / PA 25.1, PA 25.6,IM 5.1(Nesting) DL - 77	AN 47.5 & AN 47.6 Spleen/SU 28.11 (Nesting) DL-89	DISSECTION AN 47.5 & AN 47.6 Spleen SGD-197,198	Principles of Health promotion and Education, IEC and Behavioral change communication (BCC) (CM 1.6) (SGD)	
18/06/2021	PY 4.8 Gastrointestinal Function Tests/ BI 6.14 (Sharing) PA 25.6, IM 15.9 (Nesting) DL - 78	PY 4.5 G I Hormones I/II DL - 79	Histology AN 52.1 Liver & Gall bladder DL-90	Osteology AN 53.1, AN 53.4 Lumbar Vertebra SDL-24,25	PY 4.5 G I Hormones II/II SGD 55	PY 4.9 Pathophysiology of Gastrointestinal disorders I/II /IM 15.15 (Nesting) DL - 80
19/06/2021	PY 4.9 Pathophysiology of Gastrointestinal disorders II/II IM16.12 (Nesting) DL - 81	PY 9.6 Pathophysiology of Gastrointestinal disorders SDL - 5	5. Early Clinical Exposure – Biochemistry BI 3.8 / BI 3.10 Disorders of Carbohydrate metabolism & interpretation of lab results IM 11.12 (Nesting) BI 3.5.5 - 3.5.7 Diabetes Mellitus (Hospital Visit)		Formative assessment - Lung diseases and cardiovascular disorders	

Integration - Physiology -5
SDL -Physiology - 1
AETCOM - 0
ECE - 3

Integration - Biochemistry -1
SDL -Biochemistry - 0
Integration - Anatomy - 5
SDL -Anatomy - 4

Formative assessment - 1

Week 21 (AIT Topic-Peptic ulcer and Jaundice) "+acid base balance+RFT"

Day & Date	8.45am-9.45am	9.45am-10.45am	11.00am-12.00pm	12.00pm-2.00pm	2.30pm-4.30pm	
21/06/2021	BI 6.11 Heme catabolism & Jaundice / PY 2.5/ PA 25.1 (Nesting) SGD - 23	PY 7.1 Physiological Anatomy of the Kidney DL - 82	AN 47.5 & AN 47.6 Kidney/SU 29.4, SU 29.5 & SU 29.6 (Nesting) DL-91	DISSECTION AN 47.5 & AN 47.6 Kidney SGD-199,200	Practical AN 52.1 Liver & Gall bladder -Batch ASGD-201,202 PY 2.11 Differential Leucocyte Count(DLC) II- Batch B - PL - 18 BI 11.12 Estimation of Serum Bilirubin -Batch C	
22/06/2021	PY 7.2 JG Apparatus FC - 25	BI 6.13/BI 6.14/ BI 6.15 LFT / PY 4.8/ PA 25.1 (Nesting) SGD - 24	AN 47.5 & AN 47.6 Ureter/SU 29.3 (Nesting) DL-92	DISSECTION AN 47.5 & AN 47.6 Ureter SGD-203,204	Practical AN 52.1 Liver & Gall bladder -Batch B PY 2.11 Differential Leucocyte Count(DLC) II- Batch C - PL - 18 BI 11.12 Estimation of Serum Bilirubin -Batch A	
23/06/2021	PY 7.3 Glomerular Filtration I/II DL - 83	PY 7.3 Glomerular Filtration II/II SGD 56	Embryology AN 52.6 Development of Hindgut, Liver, Gall bladder & Spleen DL-93	Practical AN 52.1 Liver & Gall bladder Batch C PY 2.11 Differential Leucocyte Count(DLC) II- Batch A - PL - 18 BI 11.12 Estimation of Serum Bilirubin - Batch B	AN 47.5 Suprarenal Gland/SU 23.1 (Nesting) DL-94	DISSECTION AN 47.5 Suprarenal Gland SGD-205
24/06/2021	BI 6.9 /BI 6.10 Functions&disorders of Sodium,Potassium& Chloride/IM 23.4 (Nesting) SDL - 4	PY 7.3 Concentration of Urine I/III DL - 84	AN 47.8 Inferior Vena Cava & Renal Vein-SDL-26	DISSECTION AN 47.8 Inferior Vena Cava & Renal Vein SGD-206,207	Health Indicators (CM 1.7) (L)	
25/06/2021	PY 7.3 Concentration of Urine II/III SGD 57	PY 7.3 Concentration of Urine III/III SGD 58	Histology AN 52.1 Pancreas & Suprarenal glands DL-95	DISSECTION AN 47.9 Abdominal Aorta & Coeliac Trunk SGD-208,209	PY 7.5& PY 1.7 Acid base balance I/III / BI 6.7 (sharing)/ IM 22.9-22.13 (Nesting) DL - 85	PY 7.5& PY 1.7 Acid base balance II/III / BI 6.7(Sharing) IM 22.9-22.13 (Nesting) FC - 26
26/06/2021	PY 7.5& PY 1.7 Acid base balance II/III / BI 6.7(Sharing) IM 22.9-22.13 (Nesting) SGD 59	PY 7.8 Renal Function Tests/ BI 6.14 (Sharing) IM10.16 (Nesting) DL - 86	Early Clinical Exposure – Physiology Bronchial asthma (Hospital Visit)		BI 6.11 SDL- Biochemistry	Formative assessment- Physiology

Integration - Physiology - 4
 SDL -Physiology - 0
 AETCOM - 0
 ECE - 3

Integration - Biochemistry - 3
 SDL -Biochemistry - 2
 Integration - Anatomy - 3
 SDL -Anatomy - 1

Formative Assessment - 0

Week 22 (AIT Topic-Acid base Balance)+'RFT''

Day & Date	8.45am-9.45am	9.45am-10.45am	11.00am-12.00pm	12.00pm-2.00pm	2.30pm-4.30pm	
28/06/2021	BI 6.7 Acid base balance-1 SU 1.1/ SU 9.1/ IM 22.9-22.13(Nesting) SDL - 5	PY 7.4 Renal Clearance I/II DL - 87	AN 47.9 Abdominal Aorta & Coeliac Trunk-SDL-27	DISSECTION AN 47.9 Superior Mesenteric, Inferior Mesenteric and Common Iliac Arteries SGD-210,211	Practical - AN 52.1Pancreas & Suprarenal glands (Batch A)SGD-212,213 PY 4.10 Clinical examination of abdomen-Batch B - PL - 19 BI 11.16 Electrolyte analysis by ISE , ABG Analyzer & BI 11.2 / BI 11.16 Preparation of buffers & Estimation of pH- Batch C	
29/06/2021	PY 7.4 Renal Clearance II/II SGD 60	BI 6.7/ BI 6.8 Acid base balance-2/ PY 7.5 (Sharing)/ SU 1.1/ SU 9.1/ IM 22.9-22.13(Nesting) SDL - 6	AN 47.9 Superior Mesenteric, Inferior Mesenteric and Common Iliac Arteries SDL-28	DISSECTION AN 47.12 Nerve Plexus of Posterior abdominal wall SGD-214,215	Practical - AN 52.1 Pancreas & Suprarenal glands (Batch B) PY 4.10 Clinical examination of abdomen-Batch C - PL - 19 BI 11.16 Electrolyte analysis by ISE , ABG Analyzer & BI 11.2 / BI 11.16 Preparation of buffers & Estimation of pH- Batch A	
30/06/2021	PY 7.5 Regulation of Fluid and Electrolytes I/II / BI 6.7 (Nesting) DL - 88 GKR	PY 7.5 Regulation of Fluid and Electrolytes II/II / BI 6.7 (Nesting) SGD 61 GKR	Osteology AN 53.1, AN 53.2 Bony Pelvis/OG (Nesting)AN 53.2 Differences between Male and Female Pelvis SGD-216	Practical - AN 52.1 Pancreas & Suprarenal glands (Batch C) PY 4.10 Clinical examination of abdomen-Batch A - PL - 19 BI 11.16 Electrolyte analysis by ISE , ABG Analyzer & BI 11.2 / BI 11.16 Preparation of buffers & Estimation of pH-Batch B	HISTOLOGY AN 52.2 Kidney, Ureter & Urinary Bladder DL- 96	AN 47.12 Nerve Plexus of Posterior abdominal wall SDL-29
01/07/2021	BI 6.7/ BI 6.8 Acid base balance-3/ PY 7.5 (Sharing)/ SU 1.1/ SU 9.1/ IM 22.9-22.13(Nesting) DL - 36	PY 7.3 Diuresis I/II DL - 89	AN 47.13 & AN 47.14/SU 28.1 (Nesting) Diaphragm Embryology AN 52.5/SU 28.1 (Nesting) Development of Diaphragm DL-97	DISSECTION AN 47.13 & AN 47.14 Diaphragm SGD-217,218	Demographic profile of India (CM 1.8) (SGD)	
02/07/2021	PY 7.7 Dialysis and renal transplantation IM 10.25 (Nesting) FC - 27	PY 7.3 Diuresis II/II SGD 62	AN 49.4 & AN 49.5 Ischiorectal fossa/SU (Nesting) DL-98	DISSECTION AN 49.4 & AN 49.5 Ischiorectal fossa SGD-219,220	PY 7.6 Micturition FC - 28	PY 7.9 Cystometrogram DL - 90
03/07/2021	PY 9.1 Sex determination and sex differentiation/ AN 52.8(Nesting) DL - 91	PY 9.2 Puberty I/II FC - 29	6. Early Clinical Exposure – Biochemistry BI 6.13.3 , BI 6.14 & 6.15 Hepatitis & Jaundice (Hospital Visit)		Formative assessment- Peptic ulcer & jaundice	

Integration - Physiology - 1
SDL -Physiology - 0
AETCOM - 0
ECE - 3

Integration - Biochemistry -0
SDL -Biochemistry - 2
Integration - Anatomy - 3
SDL -Anatomy - 3

Formative Assessment -1

Week 23 (AIT Topic-Infertility) "+ acid base balance+RFT"

Day & Date	8.45am-9.45am	9.45am-10.45am	11.00am-12.00pm	12.00pm-2.00pm	2.30pm-4.30pm	
05/07/2021	BI 4.2 De Novo Synthesis of FA-1 SGD - 25	PY 9.2 Puberty II/II PE 6.2, PE 33.8, OG 23.1, PS 14.1 (Nesting) DL - 92	AN 49.1 Superficial & Deep Perineal Pouch/OG 2.1 (Nesting) DL-99	DISSECTION AN 49.1 Superficial & Deep Perineal Pouch SGD-221,222	AN 52.2 Kidney, Ureter & Urinary Bladder (Batch A)SGD- 223,224 PY 2.13 Reticulocyte&Platelet count Batch B - PL - 20 BI 11.7/BI 11.21/BI 11.22Estimation of Creatinine and Creatinine Clearance - Batch C	
06/07/2021	PY 9.3 Male Reproductive System I DL - 93	BI 4.2 De Novo Synthesis of FA-2 DL - 37	AN 48.1,AN49.2, AN49.3&AN49.5 Pelvic Diaphragm, Perineal membrane & Perineal Body DL-100	DISSECTION AN 48.1, AN 49.2, AN 49.3 & AN 49.5 Pelvic Diaphragm, Perineal membrane & Perineal Body SGD- 225,226	AN 52.2 Kidney, Ureter & Urinary Bladder(Batch B) PY 2.13 Reticulocyte&Platelet count Batch C - PL - 20 BI 11.7/BI 11.21/BI 11.22Estimation of Creatinine and Creatinine Clearance - Batch A	
07/07/2021	PY 9.3 Male Reproductive System II DL - 94	PY 9.4 Female Reproductive System I/II DL - 95	EMBRYOLOGY AN 52.7 Development of Kidney & related anomalies-AN 52.7&AN 52.8Development of Ureter, Urinary bladder & Urethra DL-101	AN 52.2 Kidney, Ureter & Urinary Bladder(Batch C) PY 2.13 Reticulocyte&Platelet count Batch A - PL - 20 BI 11.7/BI 11.21/BI 11.22Estimation of Creatinine and Creatinine Clearance - Batch B	AN 50.1, AN 50.2, AN 50.3 & AN 50.4 Vertebral Column DL-102	DISSECTION AN 50.1,AN 50.2, AN 50.3 & AN 50.4 Vertebral Column SGD-227
08/07/2021	BI 4.2 TG Metabolism / IM 2.12/ IM 2.18/ IM 2.3 (Nesting) SGD - 26	PY 9.4 Female Reproductive System II/II OG 3.1 (Nesting) DL - 96	AN 48.2, AN 48.5 AN 48.6 UrinaryBladder/SU 29.7 (Nesting) DL-103	DISSECTION AN 48.2, AN 48.5 AN 48.6 Urinary Bladder-SGD-228,229	Effective communication skills in health (CM 1.9)(DOAP)	
09/07/2021	PY 9.5 Physiological effects of sex hormones I/II FC - 30	PY 9.5 Physiological effects of sex hormones II/II SGD - 63	AN 48.2 Male & Female Urethra/SU 29.11 (Nesting)AN 48.2 & AN 48.8 Female External Genitalia DL-104	DISSECTION AN 48.2 Male & Female Urethra, AN 48.2 & AN 48.8 Female External Genitalia SGD-230,231	PY 9.6 Physiological basis of Contraceptive methods I/II /OG19.2,OG21.1,CM 10.6 (Nesting) SGD 64 DMS	PY 9.6 Physiological basis of Contraceptive methods II/II OG 19.2, OG 21.1,CM 10.6 (Nesting) DL - 97 DMS
10/07/2021	PY 9.7 Castration DL - 98	HISTOLOGY AN 52.2 Ovary, Uterus, Cervix & Uterine tube DL-105	Early Clinical Exposure – Physiology 1. IHD – ECG changes 2. Hypertension		Formative assessment- Acid base balance & RFT	

Integration - Physiology -3
SDL -Physiology - 0
AETCOM - 0
ECE - 3

Integration - Biochemistry -1
SDL -Biochemistry - 0
Integration - Anatomy - 3
SDL -Anatomy - 0

Formative Assessment -1

Week 24 (AIT Topic-Infertility) "+ acid base balance+RFT"



Day & Date	8.45am-9.45am	9.45am-10.45am	11.00am-12.00pm	12.00pm-2.00pm	2.30pm-4.30pm	
12/07/2021	BI 4.2 Metabolism of Phospholipids & Glycolipids Lipid storage disorders/IM (Nesting) DL - 38	PY 9.8 Pregnancy I/II OG3.1,OG8.1 (Nesting) DL - 99	AN 48.2, AN 48.5 & AN 48.7 Prostate/SU 29.9 & SU 29.10 (Nesting) DL-106	DISSECTION AN 48.2, AN 48.5 & AN 48.7 Prostate SGD-232,233	AN 52.2 Ovary, Uterus, Cervix & Uterine tube (Batch A)SGD-234,235 PY 5.12 Recording of Pulse & BP III- Batch B - PL - 21 BI 11.9 / BI 11.10 – Estimation of Serum Total Cholesterol, HDL-C &, Triglycerides— Batch C	
13/07/2021	PY 9.8 Pregnancy II/II OG3.1,OG8.1 (Nesting) SGD 65	PY 9.8 Parturition and lactation I/II OG13.1 (Nesting) DL - 100	AN 48.2 & AN 48.5 Seminal Vesicle & Vas deferens SDL-30	DISSECTION AN 48.2 & AN 48.5 Seminal Vesicle & Vas deferens SGD-236,237	AN 52.2 Ovary, Uterus, Cervix & Uterine tube (Batch B) PY 5.12 Recording of Pulse & BP III- Batch C - PL - 21 BI 11.9 / BI 11.10 – Estimation of Serum Total Cholesterol, HDL-C &, Triglycerides— Batch A	
14/07/2021	PY 9.8 Parturition and lactation II/II OG13.1 (Nesting) SGD 66	BI 4.2/ Cholesterol Metabolism/ IM2.12/ IM2.18/IM2.3 (Nesting) DL - 39	EMBRYOLOGY AN 52.8 Development of Gonads, AN 52.8 Development of Male & Female External genitalia DL-107	AN 52.2 Ovary, Uterus, Cervix & Uterine tube (Batch C) PY 5.12 Recording of Pulse & BP III- Batch A - PL - 21 BI 11.9 / BI 11.10 – Estimation of Serum Total Cholesterol, HDL-C &, Triglycerides— Batch B	DISSECTION AN 48.2 & AN 48.5 Ovary & Uterine tube SGD-238	AN 48.2 & AN 48.5 Ovary & Uterine tube-SDL-31
15/07/2021	PY 9.9 Semen analysis DL - 101	PY 9.10 Pregnancy tests/ OG 6.1 (Nesting) DL - 101	AN 48.2 & AN 48.5 Uterus/OG 31.1, OG 10.1 & OG 10.2 (Nesting)DL-108	DISSECTION AN 48.2 & AN 48.5 Uterus SGD-239,240	Doctor Patient relationship (CM 1.10)(DOAP)	
16/07/2021	BI 4.5/ BI 4.7 Lipid profile & interpretation of results /IM 2.12/ IM 2.18/ IM 2.3 (Nesting) DL - 40	PY 9.11 Perimenopause and menopause/ OG 32.1 (Nesting) DL - 102	AN 48.2 & AN 48.8 Rectum/SU 28.16, SU 28.17 (Nesting) DL-109	DISSECTION AN 48.2 & AN 48.8 Rectum SGD-241,242	PY 9.6 Physiological basis of Contraceptive methods SDL - 6	PY 9.12 Invitro fertilization(IVF)/ OG 28.1, OG 28.4 (Nesting) DL - 103
17/07/2021	PY 10.1 Organization of nervous system I/II AN 7.1 (Nesting) DL - 104	HISTOLOGY AN 52.2 Placenta & Umbilical cord DL-110	8.Early Clinical Exposure – Anatomy Uterine prolapse (Hospital visit)		BI 6.7 SDL- Biochemistry	Formative assessment- Physiology





Integration - Physiology -7
 SDL -Physiology - 1
 AETCOM - 0
 ECE - 3





Integration - Biochemistry -3
 SDL -Biochemistry - 1
 Integration - Anatomy - 3
 SDL -Anatomy - 2

Formative Assessment -0

Week 25 (AIT Topic- RICKETS")

Day & Date	8.45am-9.45am	9.45am-10.45am	11.00am-12.00pm	12.00pm-2.00pm	2.30pm-4.30pm	
19/07/2021	BI 5.3 Digestion & absorption of Proteins/ PY 4.4 (Nesting) SGD - 27	PY 10.1 Organization of nervous system II/II AN 7.1 (Nesting) SGD 66	 AN 48.2, AN 48.5 & AN 49.5 Anal canal/SU 28.17 (Nesting) DL-111	DISSECTION AN 48.2, AN 48.5 & AN 49.5 Anal canal SGD-243,244	AN 52.2 Placenta & Umbilical cord (Batch A)SGD-245,246 PY 5.13 Recording of ECG - Batch B - PL - 22 BI 11.21 Estimation of Blood Urea -Batch C	
20/07/2021	HOLIDAY		HOLIDAY		HOLIDAY	
21/07/2021	PY 10.2 Synapse I/II AN 7.7 (Nesting) DL - 105	BI 5.4 Formation & Detoxification Of Ammonia, Urea cycle disorders / PE (Nesting) SGD - 28	 AN 48.3 & AN 48.4 Internal Iliac artery & Sacral Plexus SDL-32	DISSECTION AN 48.3 & AN 48.4 Internal Iliac artery & Sacral Plexus SGD-247,248	AN 52.2 Placenta & Umbilical cord (Batch B) PY 5.13 Recording of ECG - Batch C - PL - 22 BI 11.21 Estimation of Blood Urea -Batch A	
22/07/2021	BI 4.6 Eicosanoids metabolism & therapeutic uses DL - 41	PY 10.2 Synapse II/II AN 7.7 (Nesting) SGD - 67	AN 54.1 & AN 54.2 Radiography of Abdomen DL-112	AN 52.2 Placenta & Umbilical cord (Batch C) PY 5.13 Recording of ECG - Batch A - PL - 22 BI 11.21 Estimation of Blood Urea -Batch B	Social psychology,community behaviour and community relationship (CM 2.4) (SGD)	
23/07/2021	PY 10.2 Receptor I/II DL - 106	PY 10.2 Receptor II/II SGD 68	HISTOLOGY AN 52.2 Testis, Epididymis, Vas deference, Prostate & Penis DL-113	DISSECTION AN 54.1 & AN 54.2 Radiography of Abdomen SGD-249,250	PY 10.2 Reflex I/III DL - 107	PY 10.2 Reflex II/III DL - 108
24/07/2021	PY 10.2 Reflex III/III SGD 69	PY 10.2 Reflex SDL - 7	Early Clinical Exposure – Physiology Diabetic Neuropathy (Hospital Visit)		BI 4.2 SDL- Biochemistry	Formative assessment- Physiology

	Integration - Physiology -0
	SDL -Physiology - 1
	AETCOM - 0
	ECE - 3

	Integration - Biochemistry -2
	SDL -Biochemistry - 1
	Integration - Anatomy - 1
	SDL -Anatomy - 1

	Formative Assessment -0
	

Week 26 (AIT Topic-Pituitary disorder"

Day & Date	8.45am-9.45am	9.45am-10.45am	11.00am-12.00pm	12.00pm-2.00pm	2.30pm-4.30pm	
26/07/2021	BI 5.4 Glycine Metabolism & disorders / PE/ IM (Nesting) SGD - 29	PY 8.2 Adrenal cortex – I/III DL - 109	AN 51.1 Cross sectional Anatomy of Abdomen DL-114	DISSECTION AN 51.1 Cross sectional Anatomy of Abdomen SGD-251,252	AN 52.2 Testis, Epididymis, Vas deference & Prostate (Batch A)SGD-253,254 Formative Assessment- Batch B BI 11.8 / BI 11.21 / BI 11.22 Estimation of Total protein & A: G ratio - (Batch C)	
27/07/2021	PY 8.2 Adrenal cortex – II/III PA32.8 (Nesting) FC - 31	BI 5.4 Phenylalanine & Tyrosine metabolism & disorders -1/ PE (Nesting) SGD - 30	AETCOM- Biochemistry Module 1.3 The doctor-patient relationship SDL & Interactive session		AN 52.2 Testis, Epididymis, Vas deference & Prostate (Batch B) Formative Assessment- Batch C BI 11.8 / BI 11.21 / BI 11.22 Estimation of Total protein & A: G ratio - (Batch A)	
28/07/2021	PY 8.2 Adrenal cortex – III/III DL - 110	BI 5.4 Phenylalanine & Tyrosine metabolism & disorders -2/ PE (Nesting) SGD - 31	AN 54.3 CT, MRI, ERCP & Arteriography of Abdomen DL-115	AN 52.2 Testis, Epididymis, Vas deference & Prostate (Batch C) Formative Assessment- Batch A BI 11.8 / BI 11.21 / BI 11.22 Estimation of Total protein & A: G ratio - (Batch B)	DISSECTION AN 55.1 & AN 55.2 Surface marking of Abdomen SGD-255,256	
29/07/2021	BI 5.4 Tryptophan metabolism & disorders / PE (Nesting) SGD - 32	PY 8.2 Adrenal cortex SDL - 8	AETCOM- Biochemistry Module 1.3 The doctor-patient relationship Assessment		Poverty and social security measures (CM 2.5)(L)	
30/07/2021	PY 5.3 Cardiac Cycle I - Revision	PY 5.11 Cardiovascular regulatory mechanisms - Revision	DISSECTION AN 51.2 Sagittal section of Male & Female pelvis SGD-257,258,259		PY 5.11 Circulatory shock - Revision	PY 4.9 Pathophysiology of GI tract - Revision
31/07/2021	BI 5.4 Metabolism of Sulphur containing amino acids & disorders 1/ PE (Nesting) SGD - 33	HISTOLOGY AN 43.2 Salivary Glands DL-116	7. Early Clinical Exposure – Biochemistry BI 6.13/ BI 6.14/BI 6.15 RFT /PY 7.8/ PY 7.4 (Sharing) Nephrotic Syndrome, Renal Failure		Formative assessment- Infertility	

	Integration - Physiology -1
	SDL -Physiology - 1
	AETCOM - 6
	ECE - 3

	Integration - Biochemistry -5
	SDL -Biochemistry - 0
	Integration - Anatomy - 0
	SDL -Anatomy - 0

	Formative Assessment -1

Week 27

Day & Date	8.45am-9.45am	9.45am-10.45am	11.00am-12.00pm	12.00pm-2.00pm	2.30pm-4.30pm	
02/08/2021	BI 5.4 Metabolism of Sulphur containing amino acids & disorders - 2/ PE (Nesting) SGD - 34	PY 7.5 Regulation of Fluid & electrolytes -Revision	GENETICS AN 73.1-AN 73.3 Chromosome & Karyotyping-DL-117	DISSECTION Revision and Demonstration of Embryology models SGD-260,261	Revision (Batch A)SGD-262,263 Revision (Batch B) Revision Quantitative Analysis(Batch C)	
03/08/2021	PY 7.5 Concentration of urine -Revision	BI 5.4 Metabolism of Branched chain amino acids & disorders/PE (Nesting) SGD - 35	GENETICS AN 74.1-AN 74.2 Patterns of Inheritance-I/IM/PE (Nesting) DL-118	DISSECTION Revision of Abdomen SGD-264,265	Revision (Batch B) Revision (Batch C) Revision Quantitative Analysis (Batch A)	
04/08/2021	PY 9.3 Contraception - Revision	PY 7.5 Acid base balance - Revision	GENETICS AN 74.3-AN 74.4 Patterns of Inheritance-II/IM/ (Nesting) DL-119	Revision (Batch C) Revision (Batch A) Revision Quantitative Analysis (Batch B)	GENETICS AN 75.2-AN 75.3 Clinical genetics (eg for chromosomal disorders)/PE (Nesting)-DL-120	DISSECTION Revision of Abdomen SGD-266
05/08/2021	BI 5.4 Metabolism of other amino acids & disorders -1 SGD - 36	PY 7.6 Micturition -Revision	GENETICS AN 75.1 Chromosomal aberrations /PE 32.1 (Nesting)DL-121	DISSECTION Revision of Abdomen SGD-267,268	Health hazards of air, water, noise, radiation pollution (CM 3.1)(sharing)(L)	
06/08/2021	BI 5.4 Metabolism of other amino acids & disorders -2 SGD - 37	GENETICS AN 75.4-AN 74.5 Polymorphism genetic counselling/OG/PE (Nesting) DL-122	DISSECTION Revision of Thorax SGD-269,270,271		PY 9.3 Male reproductive system -Revision	PY 9.3 Female reproductive system - Revision
07/08/2021	PY 5.11 Heart Failure - SDL - 9	PY 5.9 Hyper tension - SDL - 10	DISSECTION Revision of Abdomen SGD-272,273,274		BI 4.2 SDL- Biochemistry	Formative assessment- Physiology

Integration - Physiology -0
 SDL -Physiology - 2
 AETCOM - 0
 ECE - 0

Integration - Biochemistry -2
 SDL -Biochemistry - 1
 Integration - Anatomy - 6
 SDL -Anatomy - 0

Formative Assessment -1

Week 28

Day & Date	8.45am-9.45am	9.45am-10.45am	11.00am-12.00pm	12.00pm-2.00pm	2.30pm-4.30pm
09/08/2021	2nd INTERNAL ASSESSMENT THEORY EXAM		2nd INTERNAL ASSESSMENT THEORY EXAM		2nd INTERNAL ASSESSMENT THEORY EXAM
10/08/2021	2nd INTERNAL ASSESSMENT THEORY EXAM		2nd INTERNAL ASSESSMENT THEORY EXAM		2nd INTERNAL ASSESSMENT THEORY EXAM
11/08/2021	2nd INTERNAL ASSESSMENT PRACTICAL EXAM		2nd INTERNAL ASSESSMENT PRACTICAL EXAM		2nd INTERNAL ASSESSMENT PRACTICAL EXAM
12/08/2021	2nd INTERNAL ASSESSMENT PRACTICAL EXAM		2nd INTERNAL ASSESSMENT PRACTICAL EXAM		2nd INTERNAL ASSESSMENT PRACTICAL EXAM
13/08/2021	2nd INTERNAL ASSESSMENT PRACTICAL EXAM		2nd INTERNAL ASSESSMENT PRACTICAL EXAM		2nd INTERNAL ASSESSMENT PRACTICAL EXAM
14/08/2021	2nd INTERNAL ASSESSMENT PRACTICAL EXAM		2nd INTERNAL ASSESSMENT PRACTICAL EXAM		2nd INTERNAL ASSESSMENT PRACTICAL EXAM

	Integration - Physiology - 0
	SDL -Physiology - 0
	AETCOM - 0
	ECE - 0

	Integration - Biochemistry -
	SDL -Biochemistry - 0
	Integration - Anatomy - 0
	SDL -Anatomy - 0



Week 29

Day & Date	8.45am-9.45am	9.45am-10.45am	11.00am-12.00pm	12.00pm-2.00pm	2.30pm-4.30pm
16/08/2021	2nd INTERNAL ASSESSMENT PRACTICAL EXAM		2nd INTERNAL ASSESSMENT PRACTICAL EXAM		2nd INTERNAL ASSESSMENT PRACTICAL EXAM
17/08/2021	2nd INTERNAL ASSESSMENT PRACTICAL EXAM		2nd INTERNAL ASSESSMENT PRACTICAL EXAM		2nd INTERNAL ASSESSMENT PRACTICAL EXAM
18/08/2021	2nd INTERNAL ASSESSMENT PRACTICAL EXAM		2nd INTERNAL ASSESSMENT PRACTICAL EXAM		2nd INTERNAL ASSESSMENT PRACTICAL EXAM
19/08/2021	HOLIDAY		HOLIDAY		HOLIDAY
20/08/2021	HOLIDAY		HOLIDAY		HOLIDAY
21/08/2021	HOLIDAY		HOLIDAY		HOLIDAY

Week 30 (AIT Topic-Rickets)" +pituitary disorder"

Day & Date	8.45am-9.45am	9.45am-10.45am	11.00am-12.00pm	12.00pm-2.00pm	2.30pm-4.30pm	
23/08/2021	HOLIDAY		HOLIDAY		HOLIDAY	
24/08/2021	PY 8.2 Hypothalamus (H)& Pituitary (P) I/II DL - 111	BI 5.4 One Carbon metabolism SGD - 38	AN26.1 & AN 26.6 Introduction to head and neck-DL-123	DISSECTION AN26.1 & AN 26.6 Introduction to head and neck SGD- 275,276	Practical AN 43.2 Salivary Glands - Batch A SGD-277,278 PY 3.18 Amphibian Nerve Muscle Experiments III/3.16 HARVARD STEP TEST -Batch B - PL - 23 BI 11. 16 Electrophoresis-Batch C	
25/08/2021	AN 27.1 & AN 27.2 Scalp/SU 18.1 (Nesting) DL--124	PY 8.2 Hypothalamus (H)& Pituitary (P) II/II SGD 70	OSTEOLOGY AN 26.2 Norma verticalis, Norma frontalis SGD-279	Practical AN 43.2 Salivary Glands Batch B PY 3.18 Amphibian Nerve Muscle Experiments III/3.16 HARVARD STEP TEST-Batch C - PL - 23 BI 11. 16 Electrophoresis-Batch A	DISSECTION AN 27.1 & AN 27.2 Scalp SGD-280	OSTEOLOGY AN 26.2 Norma occipitalis & Norma lateralis SDL-33
26/08/2021	PY 8.1 Bone & Calcium metabolism – I/III SGD - 71	BI 11.5/ BI 11.16 - Paper chromatography Demo - &BI 5.5.1 Interpretation of Lab reports related to amino acids metabolism DL - 42	AN 28.1, AN 28.4, AN 28.6 & AN 28.7/IM 18.6 (Nesting) Face-1 (Facial expression muscles & Facial nerve) DL--125	DISSECTION AN 28.1, AN 28.4, AN 28.6 & AN 28.7 Face-1 (Facial expression muscles & Facial nerve) SGD-281,282	Practical AN 43.2 Salivary Glands-Batch C PY 3.18 Amphibian Nerve Muscle Experiments III /3.16 HARVARD STEP TEST-Batch A - PL - 23 BI 11. 16 Electrophoresis- Batch B	
27/08/2021	PY 8.1 Bone & Calcium metabolism – II /III / PE 12.7 / IM 23.3(Nesting) SGD - 72	PY 8.2 Anterior Pituitary (AP)- I/III SGD - 73	AN 28.2, AN 28.3, AN 28.5 & AN 28.8 Face-2(Sensory supply, Vessels & Lymphatics) DL--126	DISSECTION AN 28.2, AN 28.3 & AN 28.8 Face-2 (Sensory supply, Vessels & Lymphatics)SGD-283,284	PY 8.2 Anterior Pituitary (AP)- II /III DL - 112	PY 8.2 Anterior Pituitary (AP)- III/III DL - 113
28/08/2021	HOLIDAY		HOLIDAY		HOLIDAY	

	Integration - Physiology - 1
	SDL -Physiology - 0
	AETCOM - 0
	ECE - 0

	Integration - Biochemistry -0
	SDL -Biochemistry - 0
	Integration - Anatomy - 2
	SDL -Anatomy - 1

	Formative Assessment -0
--	-------------------------

Week 31 (AIT Topic-Rickets)" +pituitary disorder"

Day & Date	8.45am-9.45am	9.45am-10.45am	11.00am-12.00pm	12.00pm-2.00pm	2.30pm-4.30pm	
30/08/2021	BI 6.2 Chemistry of Nucleotide SGD - 39	PY 8.2 Posterior Pituitary (PP) I/II FC - 32	GROSS & HISTOLOGY AN 30.5 & AN 43.2 Pituitary DL--127	EMBRYOLOGY AN 43.4 Development of Face and Nose, AN-43.5 Development of Palate and its anomalies- DL-128 OSTEOLOGY AN 26.5 & AN 26.7 Cervical vertebra SGD-285	Practical AN 43.2 Pituitary -Batch ASGD-286,287 PY 3.18 Amphibian Cardiac Experiments I/3.15 Exercise & Cardio respiratory parameters -Batch B - PL - 24 BI 11.5- Screening of urine for Inborn errors-Batch C	
31/08/2021	PY 8.2 Posterior Pituitary II/II (PP) SGD 74	BI 6.5 Vitamin – D PE 12.6/ PE 12.7 / PE 12.8 / PE 12.9 / IM 23.3 (Nesting) SDL - 7	AN28.9 & AN28.10 SU21.1 Parotid gland I & II DL--129	DISSECTION AN28.9 & AN28.10 Parotid gland-I & II SGD-288,289	Practical AN 43.2 Pituitary -Batch B PY 3.18 Amphibian Cardiac Experiments I/3.15 Exercise & Cardio respiratory parameters -Batch C - PL - 24 BI 11.5- Screening of urine for Inborn errors-Batch A	
01/09/2021	PY 8.2 Adrenal Medulla I/III DL - 114	PY 8.3 Thymus & Pineal gland I/II DL - 115	AN29.1 & AN29.3 Posterior triangle of neck-I DL-130	Practical - AN 43.2 Pituitary- Batch C PY 3.18 Amphibian Cardiac Experiments I/3.15 Exercise & Cardio respiratory parameters -Batch A - PL - 24 BI 11.5- Screening of urine for Inborn errors-Batch B	DISSECTION AN29.1, AN29.2 AN29.3 & AN29.4 Posterior triangle of neck.-I SGD-290,291	
02/09/2021	BI 6.9/ BI 6.10 Minerals -1 (selenium , magnesium & Zinc) PE 9.1 / PE 13.14/ DR 17.4 (Nesting) SDL - 8	PY 8.3 Thymus & Pineal gland II/II SGD 75	AN29.2 & AN29.4 Posterior triangle of neck- II DL--131	DISSECTION AN29.1, AN29.2 AN29.3 & AN29.4 Posterior triangle of neck.-II SGD-292,293	OSTEOLOGY AN 26.4 MandibleSGD-294	DISSECTION AN29.1, AN29.2 AN29.3 & AN29.4 Posterior triangle of neck.-II SGD-295
03/09/2021	PY 8.2 Adrenal Medulla II/III SGD 76	PY 8.1 Bone & Calcium metabolism – III/III SGD 77	HISTOLOGY AN 43.2 Thyroid and parathyroid DL-132	DISSECTION AN29.1, AN29.2 AN29.3 & AN29.4 Posterior triangle of neck.-II SGD-296,297	PY 8.2 Adrenal Medulla III/III SGD 78	Pituitary revision
04/09/2021	BI 6.9/ BI 6.10 Minerals -2 (Iodine , Fluoride & Manganese) PE 9.1 / PE 13.7/ PE 13.8 / PE 13.9/PE 13.10 (Nesting) SDL - 9	PY 8.6 General principles of endocrinology I/IV FC - 14	9.Early Clinical Exposure – Anatomy Hemiplegia with Bell's palsy (Hospital visit)		BI 4.1 SDL- Biochemistry	Formative assessment- Physiology

Integration - Physiology - 0
SDL -Physiology - 0
AETCOM - 0
ECE - 3

Integration - Biochemistry - 3
SDL -Biochemistry - 4
Integration - Anatomy - 1
SDL -Anatomy - 0

Formative Assessment - 0

Week 32

Day & Date	8.45am-9.45am	9.45am-10.45am	11.00am-12.00pm	12.00pm-2.00pm	2.30pm-4.30pm	
06/09/2021	BI 6.2 Denovo synthesis of purine nucleotides SGD - 40	PY 8.6 General principles of endocrinology II/IV DL - 29	AN29.2 & AN29.4 Posterior triangle of neck- II DL--133	Methods of collection, classification, analysis, interpretation and presentation of statistical data (CM 6.2) (DOAP)	Practical Formative assessment Batch A SGD-298,299 PY 3.18 Amphibian Cardiac Experiments II –Batch B – PL - 25 BI 11.17 Clinical charts - 3- Batch C	
07/09/2021	PY 2.11 Hematology - Revision - Batch A PY 5.15 Clinical examination of CVS - Revision - Batch B PY 3.18 Nerve muscle experiments - Revision -Batch C		DISSECTION AN29.1, AN29.2 AN29.3 & AN29.4 Posterior triangle of neck.-II SGD-300,301,302		Practical Formative assessment (Batch B) PY 3.18 Amphibian Cardiac Experiments II -Batch C - PL - 25 BI 11.17 Clinical charts - 3 Batch A	
08/09/2021	PY 2.11 Hematology - Revision - Batch B PY 5.15 Clinical examination of CVS - Revision - Batch C PY 3.18 Nerve muscle experiments - Revision -Batch A		OSTEOLOGY AN 26.5 & AN 26.7 Cervical vertebra SGD-303	Practical Formative assessment (Batch C) PY 3.18 Amphibian Cardiac Experiments II –Batch A - PL - 25 BI 11.17 Clinical charts - 3 -Batch B	Methods of collection, classification, analysis, interpretation and presentation of statistical data (CM 6.2)	Methods of collection, classification, analysis, interpretation and presentation of statistical data (CM 6.2)
09/09/2021	BI 6.9/ BI 6.10 Minerals -3 - Copper PE 9.1 (Nesting) SDL - 10	PY 8.6 General principles of endocrinology III/IV DL - 30	DISSECTION AN 42.1, AN 42.2 & AN 42.3 Suboccipital Triangle & Back of Neck& Joints SGD-304	AN 42.1, AN 42.2 & AN 42.3, AN 43.1 Suboccipital Triangle & Back of Neck & Joints-SDL-34,35	Application of elementary statistical methods including test of significance (CM 6.3)(DOAP)	Application of elementary statistical methods including test of significance (CM 6.3)
10/09/2021	PY 2.11 Hematology - Revision - Batch C PY 5.15 Clinical examination of CVS - Revision - Batch A PY 3.18 Nerve muscle experiments - Revision -Batch B		AN 32.1 & AN 32.2 Anterior Triangles of Neck DL-134	DISSECTION AN 32.1 & AN 32.2 Anterior Triangles of Neck SGD-305,306	Physiology Revision	
11/09/2021	PY 8.6 General principles of endocrinology IV/IV SGD 79	GROSS & HISTOLOGY AN 30.5 & AN 43.2 Pituitary DL-135	Early Clinical Exposure – Physiology Parkinson’s Disease (Hospital Visit)		Formative assessment- Rickets	





	Integration - Physiology - 0
	SDL -Physiology - 0
	AETCOM - 0
	ECE - 3





	Integration - Biochemistry -1
	SDL -Biochemistry -1
	Integration - Anatomy - 0
	SDL -Anatomy - 2

	Formative Assessment -1
--	-------------------------

Week 33 (AIT Topic-Diabetes Mellitus) "+Pituitary"

Day & Date	8.45am-9.45am	9.45am-10.45am	11.00am-12.00pm	12.00pm-2.00pm	2.30pm-4.30pm	
13/09/2021	BI 6.2 Salvage pathway & catabolism of purine nucleotides IM/OR (Nesting) SGD - 41	PY 8.2 Endocrine pancreas - I/III DL - 116	DISSECTION AN 33.1 & AN 33.4 Temporal & infratemporal fossa (Contents-Vessels) SGD-307	AN 33.1 & AN 33.4 Temporal & infratemporal fossa (Contents-Vessels) SDL-36,37	Practical AN 43.2 Pituitary (Batch A)SGD--308,309 PY 3.18 Amphibian Cardiac Experiments III -Batch B - PL - 26 BI 11.23 Clinical charts - 4- Batch C	
14/09/2021	PY 10.5 Autonomic nervous system I/III AN 7.1(Nesting) DL - 117	BI 6.2 Metabolism of pyrimidine nucleotides SGD - 42	AN 33.2 & AN 33.3, AN 33.5 TMJ & Muscles of Mastication & Mandibular Nerve DL-136	DISSECTION AN 33.2 & AN 33.3, AN 33.5 TMJ & Muscles of Mastication & Mandibular Nerve SGD-310,311	Practical AN 43.2 Pituitary (Batch B) PY 3.18 Amphibian Cardiac Experiments III -Batch C - PL - 26 BI 11.23 Clinical charts - 4-Batch A	
15/09/2021	PY 8.2 Endocrine pancreas - II/III DL - 118	PY 8.2 Endocrine pancreas - III/III SGD - 80	OSTEOLOGY AN 30.1 & AN 30.2 Cranial cavity-1SGD-312	Practical AN 43.2 Pituitary (Batch C) PY 3.18 Amphibian Cardiac Experiments III -Batch A - PL - 26 BI 11.23 Clinical charts - 4-Batch B	AN 56.1 Meninges DL-137	DISSECTION AN 56.1 Meninges SGD-313
16/09/2021	BI 6.3 Disorders of nucleotide metabolism IM/OR (Sharing) SGD - 43	PY 10.5 Autonomic nervous system II/III /AN 7.1(Nesting) DL - 119	OSTEOLOGY AN26.2 Norma Basalis -I SGD-314	OSTEOLOGY AN 26.2 NormaBasalis - II & DISSECTION AN 30.3, AN 30.4 & AN 30.5 Dural venous sinuses SGD-315,316	Application of elementary statistical methods including test of significance (CM 6.3)(DOAP)	Application of elementary statistical methods including test of significance (CM 6.3)
17/09/2021	PY 8.2 Glucose homeostasis I/III /PA32.4/ BI 3.9 / BI 3.10/IM 11.1, IM 11.2 , IM 11.3 (Nesting) SGD - 81	PY 10.5 Autonomic nervous system III/III /AN 7.1(Nesting) SGD - 82	AN 30.3, AN 30.4 & AN 30.5 Dural venous sinuses SDL-38	OSTEOLOGY AN 26.2 NormaBasalis - II & DISSECTION AN 30.3, AN 30.4 & AN 30.5 Dural venous sinuses SGD-317,318	statistical methods including test of significance (CM 6.3)	Organisation of CNS revision
18/09/2021	Synapse Revision	HISTOLOGY AN 43.2 Thyroid and parathyroid DL-138	8.Early Clinical Exposure – Biochemistry Thyroid disorders (Hospital Visit) BI 6.13/ BI 6.14/ BI 6.15 Thyroid function test & Adrenal function test/ PY 8.4 (sharing) /IM (Nesting)		Formative assessment- Pituitary disorders	

	Integration - Physiology -6
	SDL -Physiology - 0
	AETCOM - 0
	ECE - 3

	Integration - Biochemistry -2
	SDL -Biochemistry - 0
	Integration - Anatomy - 1
	SDL -Anatomy - 3

	Formative Assessment - 1
---	--------------------------

Week 34 (AIT Topic-Diabetes Mellitus and Thyroid disorders)"

Day & Date	8.45am-9.45am	9.45am-10.45am	11.00am-12.00pm	12.00pm-2.00pm	2.30pm-4.30pm
------------	---------------	----------------	-----------------	----------------	---------------

20/09/2021	BI 6.1 Metabolism in fed & fasting states IM 11.12 (Nesting) DL - 43	PY 8.2 Glucose homeostasis III/III /PA32.4/ BI 3.9 / BI 3.10/IM 11.1, IM 11.2 , IM 11.3 (Nesting) SGD - 83	AN 35.1 & AN 35.10 Deep Cervical Fascia DL-139	OSTEOLOGY AN 26.3, AN 30.1 & AN 30.2 Cranial cavity-II & DISSECTION AN 35.1 AN 35.10 Deep Cervical Fascia SGD-319,320	Practical – AN 43.2 Thyroid and parathyroid-(Batch A)SGD-321,322 PY 11.14 Basic Life Support -Batch B - PL - 27 BI 11.14- Estimation of ALP - Batch C	
21/09/2021	BI 6.4 Interpretation of Lab report – Gout & Lesch Nyhan syndrome /IM (Nesting) SGD - 44	PY 8.2 Thyroid Hormones(TH) - I/III DL - 120	AN 35.2 & AN 35.8 Thyroid & Parathyroid/SU 22.1 & SU 22.5 (Nesting) DL-140	DISSECTION AN 35.2 AN 35.8 Thyroid & Parathyroid SGD-323,324	Practical AN 43.2 Thyroid and parathyroid-(Batch B) PY 11.14 Basic Life Support -Batch C- PL - 27 BI 11.14- Estimation of ALP -Batch A	
22/09/2021	PY 8.2 Thyroid Hormones(TH) - II/III FC - 34	BI 6.5 Water soluble Vitamins -I PE 9.1/PE 12.15/PE 12.16/PE 12.17/ PE 12.18/IM 23.3 (Nesting) SDL - 11	EMBRYOLOGY AN-43.4 Branchial apparatus- Arches & AN-43.4 Branchial apparatus-pouches and cleft with anomalies DL--141	Practical AN 43.2 Thyroid and parathyroid (Batch C) PY 11.14 Basic Life Support - Batch A - PL - 27 BI 11.14- Estimation of ALP - Batch B	HISTOLOGY AN 43.2 & AN 43.3 Sclero-corneal junction , Cornea & Eyelid DL-142	DISSECTION AN 35.3 AN 35.4 & AN 35.9 Subclavian vessels, IJV & Brachiocephalic veinSGD- 325
23/09/2021	EMBRYOLOGY AN-43.4 Development of Thyroid gland and pituitary gland with anomalies-DL-143	PY 8.2 Thyroid Hormones(TH) - III/III PA32.3,IM12.1,PE33.1,DR18.2 (Nesting) DL - 121	AN 35.5 & AN 35.6 Cervical Sympathetic chain & Cervical Lymph nodes /SU (Nesting) DL-144	AN 35.3, AN 35.4 & AN 35.9 Subclavian vessels, IJV & Brachiocephalic vein SDL-39,40	AETCOM -Anatomy Module:1.4 The foundations of communication - 1	
24/09/2021	BI 6.5 Vitamin A DR 17.1/ PE 9.1/ PE 12.1/ PE 12.2/ PE 12.3/ PE 12.4/ PE 12.5 (Nesting) SGD - 45	PY 8.4 Thyroid, Adrenal & Endocrine pancreas Function Tests I/III BI 6.13/ BI 6.14/ BI 6.15 (sharing) IM12.3,IM12.11 (Nesting) DL - 122	AN 35.7 Cranial nerves in Neck (9,10,11 & 12) DL-145	DISSECTION AN 35.7 Cranial nerves in Neck (9,10,11 & 12)AN 35.5 & AN 35.6 Cervical Sympathetic chain & Cervical Lymph nodes SGD-326,327	Receptor & reflex revision	PY 8.4 Thyroid, Adrenal & Endocrine pancreas Function Tests II/III BI 6.13/ BI 6.14/ BI 6.15(sharing) IM12.3,IM12.11 (Nesting) FC - 35
25/09/2021	PY 8.4 Thyroid, Adrenal & Endocrine pancreas Function Tests III/III BI 6.13/ BI 6.14/ BI 6.15(sharing) IM12.3,IM12.11 (Nesting) FC - 36	PY 8.2 Glucose homeostasis SDL - 11	10.Early Clinical Exposure – Anatomy Tumours of Thyroid gland (Hospital visit)		BI 4.1 SDL- Biochemistry	Formative assessment- Physiology

Integration - Physiology - 5
SDL -Physiology - 1
AETCOM - 2
ECE - 3

Integration - Biochemistry - 4
SDL -Biochemistry - 2
Integration - Anatomy - 2
SDL -Anatomy - 2

Formative Assessment - 0

Week 35 (AIT Topic-Visual Defects)

Day & Date	8.45am-9.45am	9.45am-10.45am	11.00am-12.00pm	12.00pm-2.00pm	2.30pm-4.30pm	
27/09/2021	BI 6.5 Vitamin E & K PE 12.11/ PE 12.12/PE 12.13/ PE 12.14/PE 9.1/IM 23.3 (Nesting) SDL - 12	PY 10.17 Physiological anatomy of eye DL - 123	AN 34.1 & AN 34.2 Submandibular region/SU 21.1 (Nesting) DL-146	DISSECTION AN 34.1 & AN 34.2 Submandibular region SGD-328,329	Practical AN 43.2 AN 43.3 Sclero-corneal junction , Cornea & Eyelid (Batch A) SGD-330,331 PY 5.14 Cardiac autonomic function tests/PY 5.16 Arterial pulse tracing - Batch B - PL - 28 BI 11.11 Estimation of calcium Batch C	
28/09/2021	PY 10.17 Image forming mechanism I/II FC - 37	BI 7.1 Structure & functions of DNA SDL - 13 / SGD - 46	AN 31.1, AN 31.2 & AN 31.5 Orbit –I (Muscles & Nerves) DL-147	OSTEOLOGY AN 26.2 Bony orbit & DISSECTION AN 34.1 & AN 34.2 Submandibular region SGD-332,333	Practical AN 43.2 AN 43.3 Sclero-corneal junction , Cornea & Eyelid (Batch B) PY 5.14 Cardiac autonomic function tests/ PY 5.16 Arterial pulse tracing - Batch C- PL - 28 BI 11.11 Estimation of calcium Batch A	
29/09/2021	PY 10.17 Image forming mechanism II/II SGD - 84	BI 7.1 Types , structure & functions of RNA SGD - 47	AN 31.2, AN 31.4 & AN 31.3 Orbit –II (Vessels & Lacrimal apparatus)/OP 2.3 (Nesting) DL-148	Practical AN 43.2 AN 43.3 Sclero-corneal junction , Cornea & Eyelid (Batch C) PY 5.14 Cardiac autonomic function tests/PY 5.16 Arterial pulse tracing - Batch A - PL - 28 BI 11.11 Estimation of calcium -Batch B	HISTOLOGY AN 43.2 Epiglottis & AN 43.3 Lip DL-149	DISSECTION AN 31.1, AN 31.2 & AN 31.5 Orbit –I & II (Muscles & Nerves) SGD-334
30/09/2021	BI 7.1 Cell cycle SGD - 48	PY10.17 Visual pathways I /III OP8.5 (Nesting) DL - 124	AN 30.5 Optic nerve & Visual pathway/OP 8.5 (Nesting) DL-150	DISSECTION AN 30.5 Optic nerve & Visual pathway/OP (Nesting) SGD-335,336	AETCOM -Anatomy Module:1.4 The foundations of communication - 1	
01/10/2021	PY10.17 Visual pathways II/III OP8.5 (Nesting) DL - 125	PY10.17 Visual pathways SDL - 12	AN 31.2 Cranial nerves-III,IV & VI DL-151	DISSECTION AN 31.2 Cranial nerves-III,IV & VI SGD- 337,338	PY10.17 Visual pathways III/III OP8.5 (Nesting) DL - 126	PY 10.18 Lesion in Visual pathways/ OP 8.5 (Nesting) SGD - 85
02/10/2021	HOLIDAY		HOLIDAY		HOLIDAY	

	Integration - Physiology - 4
	SDL -Physiology - 1
	AETCOM - 2
	ECE - 0

	Integration - Biochemistry -1
	SDL -Biochemistry -2
	Integration - Anatomy - 3
	SDL -Anatomy - 0

Formative Assessment -0

Week 36

Day & Date	8.45am-9.45am	9.45am-10.45am	11.00am-12.00pm	12.00pm-2.00pm	2.30pm-4.30pm	
04/10/2021	BI 6.5 Water soluble Vitamins -2 DR 17.2/PE 9.1/PE 12.15/PE 12.16/PE 12.17/ PE 12.18/IM 23.3 (Nesting) SDL - 14	PY 10.19 Evoked potentials/ OP (Nesting) FC - 38	AN 36.1 & AN 36.2, AN 36.3 Pharynx-I/EN 1.1 (Extent&Interior) (Nesting) DL-152	DISSECTION AN 36.1 & AN 36.2, AN 36.3 Pharynx-I SGD-339,340	Practical AN 43.2 Epiglottis & AN 43.3 Lip (Batch A) SGD-341,342 PY 10.20 Clinical Examination for smell, vision, taste, & hearing -Batch B - PL - 29 BI 11.11 Estimation of Phosphorous -Batch C	
05/10/2021	PY 10.10 Neurotransmitters I/II DL - 127	BI 6.5 Water soluble Vitamins -3 (Vitamin C & others) PE 12.19/ PE 12.20/ PE 12.21/ PE 9.1/ IM 23.3/ DR 17.3 (Nesting) SDL - 15	AN 36.1& AN 36.5 Pharynx-II (Muscles, Vessels & Nerves & Spaces)AN 36.1& AN 36.5 Pharynx-III (Vessels & Spaces) DL-153	DISSECTION AN 36.1 Pharynx-II SGD-343,344	AN 43.2 Epiglottis & AN 43.3 Lip (Batch B) PY 10.20 Clinical Examination for smell, vision, taste, & hearing -Batch C - PL - 29 BI 11.11 Estimation of Phosphorous -Batch A	
06/10/2021	PY 10.10 Neurotransmitters II/II SGD - 86	PY 10.13 The smell and taste sensation I/II DL - 128	EMBRYOLOGY AN-43.4 Tongue & AN-43.4 Development of Eye ball with anomalies DL-154	Practical AN 43.2 Epiglottis & AN 43.3 Lip (Batch C) PY 10.20 Clinical Examination for smell, vision, taste, & hearing - Batch A - PL - 29 BI 11.11 Estimation of Phosphorous -Batch B	DISSECTION AN 36.1& AN 36.5 Pharynx-III (Vessels & Spaces) SGD-345,346	
07/10/2021	BI 7.2 Replication - 1 DL - 44	PY 10.13 The smell and taste sensation II/II SGD - 87	AN 36.1 & AN 36.4 Palatine Tonsil/ EN 1.1 (Nesting) DL-155	DISSECTION AN 36.1 & AN 36.4 Palatine Tonsil SGD-347,348	AETCOM -Anatomy Module:1.4 The foundations of communication - 1	
08/10/2021	PY 10.14 Pathophysiology of altered smell and taste sensation/ EN (Nesting) FC - 35	PY 8.2 Endocrine pancreas - Revision	AN 36.1 Soft Palate/EN 1.1 (Nesting) DL-156	DISSECTION AN 36.1 Soft Palate SGD-349,350	PY 10.17 Visual pathways SGD - 88	PY 10.14 Pathophysiology of altered smell and taste sensation SDL - 13
09/10/2021	PY 8.2 Endocrine pancreas - Revision	HISTOLOGY AN43.2 Tongue DL-157	Early Clinical Exposure – Physiology Stroke (Hospital Visit)		BI 4.1 SDL- Biochemistry	Formative assessment- Physiology

	Integration - Physiology -2
	SDL -Physiology - 1
	AETCOM - 2
	ECE - 3

	Integration - Biochemistry -2
	SDL -Biochemistry - 3
	Integration - Anatomy - 3
	SDL -Anatomy - 0

	Formative Assessment -0

Week 37

Day & Date	8.45am-9.45am	9.45am-10.45am	11.00am-12.00pm	12.00pm-2.00pm	2.30pm-4.30pm	
11/10/2021	BI 7.2 Replication - 2 DL - 45	PY 2.8 Coagulation revision	AN 39.1 & AN 39.2 Tongue/EN 1.1 (Nesting) DL-158	DISSECTION AN 39.1 & AN 39.2 Tongue SGD-351,352	Practical AN43.2 Tongue (Batch A) SGD-353,354 PY 10.11 Higher Mental Functions Batch B - PL - 30 BI 11.16 DNA Isolation - Batch C	
12/10/2021	PY 2.10 Immunity Revision	BI 7.2 DNA Repair mechanism DL - 46	AN 37.1 Nasal septum /EN 1.1 (Nesting) DL-159	DISSECTION AN 37.1 Nasal septum SGD-355,356	Practical AN43.2 Tongue (Batch B) PY 10.11 Higher Mental Functions Batch C - PL - 30 BI 11.16 DNA Isolation - Batch A	
13/10/2021	PY 10.2 Receptor - Revision	PY10.17 Visual pathways - Revision	AN 37.1 Lateral wall of nose/EN 1.1 (Nesting) DL-160	Practical AN43.2 Tongue (Batch C) PY 10.11 Higher Mental Functions Batch A - PL - 30 BI 11.16 DNA Isolation - Batch B	AN 37.2 & AN 37.3 Paranasal air sinuses EN 1.1 (Nesting) DL- 161	DISSECTION AN 37.1, AN 37.2 & AN 37.3 Lateral wall of nose & Paranasal air sinuses SGD-357
14/10/2021	HOLIDAY		HOLIDAY		HOLIDAY	
15/10/2021	HOLIDAY		HOLIDAY		HOLIDAY	
16/10/2021	PY 10.2 Reflex - Revision	HISTOLOGY AN 43.3 Olfactory epithelium & Organ of Corti DL- 162	PY 3.4 Neuromuscular transmission Revision	PY 10.15 Physiology of hearing PY 10.12 EEG PY 8.6 Second Messenger System SDL -14 & 15	Formative Assessment Thyroid disorders	

	Integration - Physiology - 0
	SDL -Physiology - 2
	AETCOM - 0
	ECE - 0

	Integration - Biochemistry -0
	SDL -Biochemistry - 0
	Integration - Anatomy - 4
	SDL -Anatomy - 0

	Formative Assessment - 1
--	--------------------------

Week 38 (AIT Topic-Protein Energy Malnutrition and Deafness)

Day & Date	8.45am-9.45am	9.45am-10.45am	11.00am-12.00pm	12.00pm-2.00pm	2.30pm-4.30pm	
18/10/2021	BI 8.2 Nutrition – 1 / PE 9.1/ PE 9.3/ PE 10.1/ PE 10.2/ PE 10.3/ PE 11.1/ IM 23.4/ IM 24.22/ IM 23.2/ IM 23.1/ PA 12.2 (Nesting)	PY 10.15 Physiological anatomy of the ear I/II DL - 129	AN 38.1 & AN 38.2 Larynx-I/ EN 1.1 (Nesting) (Interior) DL-163	DISSECTION AN 38.1 & AN 38.2 Larynx-I SGD-358,359	Practical AN 43.3 Olfactory epithelium & Organ of Corti & Revision (Batch A)SGD-360,361 PY 10.11 Clinical examination of Sensory system Batch B - PL - 31 BI 11.16- ELISA & Immunodiffusion techniques -Batch C	
19/10/2021	HOLIDAY		HOLIDAY		HOLIDAY	
20/10/2021	PY 10.15 Physiological anatomy of the ear II/II SGD - 89	PY 10.15 Auditory Pathways I DL - 130	AN 40.1, AN 40.4 & AN 40.5 Ear-I (External ear & Tympanic membrane)/EN 1.1 (Nesting)&AN 40.5 AN 40.4	Practical AN 43.3 Olfactory epithelium & Organ of Corti & Revision (Batch C) PY 10.11 Clinical examination of Sensory system Batch A - PL - 31 BI 11.16- ELISA & Immunodiffusion techniques- Batch B	AN 38.1 & AN 38.3 Larynx-II EN 1.1 (Nesting) (Muscles & Nerves) DL-165	DISSECTION AN 38.1 & AN 38.3 Larynx-II SGD-362
21/10/2021	BI 8.4 Nutrition – 2 / PE 9.1/ PE 9.3/ PE 10.1/ PE 10.2/ PE 10.3/ PE 11.1/ IM 23.4/ IM 24.22/ IM 23.2/ IM 23.1/ PA 12.2 (Nesting) DL - 48	PY 10.15 Auditory Pathways II - SGD - 90	AN 40.3 Ear-III (Inner ear) DL-166	Practical AN 43.3 Olfactory epithelium & Organ of Corti & Revision (Batch C) PY 10.11 Clinical examination of Sensory system Batch A - PL - 31 BI 11.16- ELISA & Immunodiffusion techniques- Batch B	BI 7.2 Transcription DL 49 & DL 50	
22/10/2021	PY 10.15 Mechanism of hearing I/II FC - 39	PY 10.15 Mechanism of hearing II/II SGD - 91	DISSECTION AN 40.1, AN 40.4 & AN 40.5 Ear-I (External ear & Tympanic membrane) AN 40.2 & AN 40.4 Ear-II (Middle ear & Auditory tube) & AN 40.3 Ear-III (Inner ear) SGD-363,364,365	AN AN	PY 10.16 Deafness and hearing tests I/II EN 2.8, EN 4.14, EN 4.15 (Nesting) DL - 131	PY 10.16 Deafness and hearing tests II/II EN 2.8, EN 4.14, EN 4.15 (Nesting) SGD - 92
23/10/2021	PY 10.15 Mechanism of hearing SDL - 16	HISTOLOGY AN 43.2 & AN 43.3 Retina & Optic nerve DL-167	PY 11.4 Exercise Physiology I DL - 132	PY 11.8 Exercise Physiology II/ PM 4.4 (Nesting) DL - 133 PY 11.8 Exercise Physiology III PM 4.4 (Nesting) DL - 134	Formative assessment- PEM & deafness	





Integration - Physiology - 4
 SDL -Physiology - 1
 AETCOM - 0
 ECE - 0





Integration - Biochemistry -2
 SDL -Biochemistry - 0
 Integration - Anatomy - 3
 SDL -Anatomy - 0

Formative Assessment -1

Week 39 (AIT Topic-Obesity)

Day & Date	8.45am-9.45am	9.45am-10.45am	11.00am-12.00pm	12.00pm-2.00pm	2.30pm-4.30pm	
25/10/2021	BI 10.5 Vaccine development DL - 51	BI 7.2 Genetic code SGD - 49	AN 41.1 & AN 41.2 Eye ball-I (Layers & Lens)/OP 7.1 & OP 6.7 (Nesting) DL-167	DISSECTION AN 41.1, AN 41.2 & AN 41.3 Eye ball-I SGD-366,367	Practical AN 43.2 & AN 43.3 Retina & Optic nerve (Batch A)SGD-368,369 PY 10.11 Clinical examination of cranial nerves I,II,III,IV,V & VI -Batch B - PL - 32 BI 11.16 Auto-analyzer & Quality Control - Batch C	
26/10/2021	PY 11.7 Physiology of ageing FC - 40	BI 7.2 Translation DL - 52	AN 41.1, AN 41.2 & AN 41.3 Eye ball-II-Retina/ OP 8.1 (Nesting) DL-168	DISSECTION AN 41.1, AN 41.2 & AN 41.3 Eye ball-II SGD-370,371	Practical AN 43.2 & AN 43.3 Retina & Optic nerve (Batch B) PY 10.11 Clinical examination of cranial nerves I,II,III,IV,V & VI -Batch C - PL - 32 BI 11.16 Auto-analyzer & Quality Control - - Batch A	
27/10/2021	PY 11.5 Sedentary life style/ IM 14.4 (Nesting) DL - 135	PY 11.11 Brain death/ FM 2.1 (Nesting) FC - 41	AN 43.7 Radiology of Head & Neck/RD (Nesting)DL-169	Practical AN 43.2 & AN 43.3 Retina & Optic nerve (Batch C) PY 10.11 Clinical examination of cranial nerves I,II,III,IV,V & VI - Batch A- PL - 32 BI 11.16 Auto-analyzer & Quality Control - Batch B	DISSECTION AN 43.6 Surface marking of Head & Neck SGD-372,373	
28/10/2021	BI 7.5 Xenobiotics-1 SGD - 50	PY 8.5 Obesity, MS, stress response I/II IM 14.2, IM 14.4, IM 14.5, PS 14.3 (Nesting) DL - 132	DISSECTION AN 43.8 & AN 43.8 Contrast radiography of Head & Neck SGD-374,375,376		BI 7.2 / BI 9.3 Post translational modifications, Protein sorting & targeting SGD - 51 & DL - 53	
29/10/2021	PY 11.6 Physiology of infancy /PE (Nesting) DL - 136	PY 8.5 Obesity, MS, stress response II/II IM 14.2, IM 14.4, IM 14.5, PS 14.3 (Nesting) SGD - 93	Formative assessment (Practical) - Anatomy SGD-377,378,379		PY 11.10 Anthropometric assessment of infant PE 1.2,PE 1.3(Nesting) DL - 137	PY 11.9 Growth charts/ PE 1.2,PE 1.3, PE 1.4 (Nesting) DL - 138
30/10/2021	BI 7.5 Xenobiotics-2 SGD - 52	PY 11.12 Meditation FC - 42	HISTOLOGY AN 64.1 Spinal cord DL-170	AN 56.1 Meninges & Cisterns/IM (Nesting) DL-171,172	Formative assessment- Obesity	

	Integration - Physiology -7
	SDL -Physiology - 0
	AETCOM - 0
	ECE - 0

	Integration - Biochemistry -0
	SDL -Biochemistry - 0
	Integration - Anatomy -5
	SDL -Anatomy - 0

	Formative Assessment -2
---	-------------------------

Week 40 (AIT Topic-Meningitis and Cerebrovascular accidents) + Hydrocephalus)

Day & Date	8.45am-9.45am	9.45am-10.45am	11.00am-12.00pm	12.00pm-2.00pm	2.30pm-4.30pm	
01/11/2021	PY 10.1 CSF I/II /AN 56.1 (Sharing) DL - 139	PY 10.1 CSF II/II /AN 56.1 (Sharing) DL - 140	DISSECTION AN 56.1 Meninges & Cisterns SGD-380,381,382		Practical AN 64.1 Spinal cord (Batch A)SGD-383,384 PY 10.11 Clinical examination of cranial nerves VII,VIII,IX,X,XI &XII -Batch B - PL - 33 Revision Qualitative Analysis - Batch C	
02/11/2021	AN 56.2 CSF & its applied aspects/IM 17.4/PA35.1/MI 5.1 (Nesting)/PY 10.1 (Sharing) DL-139	PY 10.6 Spinal cord I /II AN 57.2-AN 57.5 (Sharing) DL - 141	EMBRYOLOGY AN 64.2 Development of Neural tube & Spinal cord DL- 174	DISSECTION AN 56.2 CSF & its applied aspectsSGD- 385,386	Practical AN 64.1 Spinal cord (Batch B) PY 10.11 Clinical examination of cranial nerves VII,VIII,IX,X,XI &XII -Batch C - PL - 33 Revision Qualitative Analysis - Batch A	
03/11/2021	BI 11.15 CSF Analysis IM 17.4/PA35.1/ MI 5.1 (Nesting) DL -54	PY 10.6 Spinal cord II /II AN 57.2-AN 57.5 (Sharing) DL - 142	AN 57.1-AN 57.5 Spinal cord /PY 10.6 (Sharing) /IM 19.1 (Nesting) DL-175	Practical AN 64.1 Spinal cord (Batch C) PY 10.11 Clinical examination of cranial nerves VII,VIII,IX,X,XI &XII -Batch A - PL - 33 Revision Qualitative Analysis - Batch B	DISSECTION AN 57.1-AN 57.5 Spinal cord SGD-387,388	
04/11/2021	HOLIDAY		HOLIDAY		HOLIDAY	
05/11/2021	PY 10.4 Motor system I/VI AN 57.1-AN 57.5 (Nesting) DL - 143	AN 58.1-AN 58.4 Medulla Oblongata/PY/IM (Nesting) DL-176	PY 10.4 Motor system II/VI IM18.2 PM 2.2 (Nesting) FC - 42	DISSECTION AN 58.1-AN 58.4 Medulla Oblongata SGD-389,390	PY 10.4 Motor system III/VI DL - 144	PY 10.4 Motor system IV/VI PM 2.2 (Nesting)DL - 145
06/11/2021	BI 7.3 Gene Mutation SGD - 53	PY 10.4 Motor system V/VI AN (Nesting) DL - 146	HISTOLOGY AN 64.1 Cerebrum & AN 43.3 Pineal Gland DL-177	AN 59.1-AN 59.3 Pons/PY (Sharing) DL-178,179	Formative assessment- Meningitis	

Integration - Physiology - 2
SDL -Physiology - 0
AETCOM - 0
ECE - 0

Integration - Biochemistry - 1
SDL -Biochemistry - 0
Integration - Anatomy - 3
SDL -Anatomy - 0

Formative Assessment -2

Week 41 (AIT Topic-Cerebellar disorders and Cerebrovascular accidents)

Day & Date	8.45am-9.45am	9.45am-10.45am	11.00am-12.00pm	12.00pm-2.00pm	2.30pm-4.30pm	
08/11/2021	PY 10.4 Motor system VI/VI EN 4.19 (Nesting) DL - 147	BI 7.3 Regulation of Gene expression DL - 55	AN 61.1-AN 61.3 Midbrain/PY (Sharing)/IM (Nesting) DL-180	DISSECTION AN 59.1-AN 59.3 Pons & AN 61.1-AN 61.3 Midbrain SGD-391,392	Practical AN 64.1Cerebrum (Batch A)SGD-393,394 PY 10.11 Clinical examination of motor system Batch B PL - 34 Revision Quantitative Analysis - Batch C	
09/11/2021	AN 60.1-AN 60.3 Cerebellum PY10.7 (Sharing)/IM 19.1 (Nesting) DL-181	PY 10.7 Cerebellum I/III AN 60.1-60.3 (Sharing) DL - 148	EMBRYOLOGY AN 64.2 Development of cerebrum DL-182	DISSECTION AN 60.1-AN 60.3 Cerebellum SGD-395,396	Practical AN 64.1Cerebrum (Batch B) PY 10.11 Clinical examination of motor system Batch C - PL - 34 Revision Quantitative Analysis - Batch A	
10/11/2021	BI 7.4 Recombinant DNA technology SGD - 54	PY 10.7 Cerebellum II / III IM (Nesting) DL - 149	AN 62.2 Cerebrum-I (Sulci & Gyri) /PY 10.7 & PY 10.9 (Sharing) IM 18.1(Nesting) DL-183	Practical AN 64.1 Cerebrum (Batch C) PY 10.11 Clinical examination of motor system Batch A - PL - 34 Revision Quantitative Analysis - Batch B	HISTOLOGY AN 64.1 Cerebellum and pineal gland DL-184	DISSECTION AN 62.2 Cerebrum-I (Sulci & Gyri)SGD-397
11/11/2021	PY 10.7 Cerebellum III / III IM (Nesting) SGD - 94	PY 10.7 Cerebral cortex I/II AN 62.3 + AN62.2 (Sharing) DL - 150	AN 62.3 Cerebrum-II (White matter) /PY 10.7 + 10.4 (Sharing) IM 18.1(Nesting) DL-185	DISSECTION AN 62.3 Cerebrum-II (White matter)SGD-398,399	BI 7.4 DNA Hybridization & Blotting techniques SGD 55 & SGD 56	
12/11/2021	PY 10.7 Cerebral cortex II/II AN 62.3 + AN62.2 (Sharing) SGD - 95	PY10.3 Sensory system I/IV FC - 43	AN 62.6 Cerebrum-III (Blood supply)/PY 10.7 (Sharing) + PY10.4 + PY 5.10 IM 18.1(Nesting)	DISSECTION AN 62.6 Cerebrum-III (Blood supply) SGD-400,401	PY10.3 Sensory system II/IV DL - 151	PY10.3 Sensory system SDL - 17
13/11/2021	BI 7.4 Gene therapy SGD - 57	PY10.3 Sensory system III/IV IM (Nesting) DL - 152	9. Early Clinical Exposure – Biochemistry Acid base disorders (Hospital Visit)		Formative assessment- Cerebellar disorders	

Integration - Physiology - 5
SDL -Physiology - 1
AETCOM - 0
ECE - 3

Integration - Biochemistry -0
SDL -Biochemistry - 0
Integration - Anatomy - 5
SDL -Anatomy - 0

Formative Assessment -1

Week 42 (AIT Topic- Cerebrovascular accidents and Parkinson's disease)

Day & Date	8.45am-9.45am	9.45am-10.45am	11.00am-12.00pm	12.00pm-2.00pm	2.30pm-4.30pm	
15/11/2021	PY10.3 Sensory system IV/IV SGD - 96	BI 7.4 PCR DL - 56	AN 62.4 Basal ganglia/PY 10.7(Sharing) DL-187	DISSECTION AN 62.4 Basal gangliaSGD-402,403	Practical AN 64.1 Cerebellum and pineal gland (Batch A)SGD-404,405 PY 10.11 Clinical examination of reflexes Batch B - PL - 35 Revision OSPE - Batch C	
16/11/2021	AN 62.4 Limbic system/PY 10.7 (Sharing) DL- 188	PY 10.7 Basal ganglia I/III /AN 62.4 (Sharing) DL - 153	EMBRYOLOGY AN 64.2 Development of brainstem DL-189	DISSECTION AN 62.4 Limbic system SGD-406,407	Practical AN 64.1 Cerebellum and pineal gland (Batch B) PY 10.11 Clinical examination of reflexes Batch C - PL - 35 Revision OSPE - Batch A	
17/11/2021	PY 10.7 Basal ganglia II /III AN 62.4 (Nesting) SGD - 97	AN 62.5 Thalamus & Metathalamus /PY10.7 (Sharing)/ IM (Nesting)DL-190	PY 10.7 Basal ganglia III/III IM (Nesting) DL - 154	Practical AN 64.1 Cerebellum and pineal gland (Batch C) PY 10.11 Clinical examination of reflexes Batch A - PL - 35 Revision OSPE - Batch B	DISSECTION AN 62.5 Thalamus & Metathalamus SGD-408,409	
18/11/2021	PY 10.7 Limbic system / AN 62.4 (Sharing) PS 2.3, PS 2.4 (Nesting) DL - 155	AN 62.5 Hypo, Epi and subthalamus/PY10.7 (Sharing)/ IM (Nesting)DL-191	DISSECTION AN 62.5 Hypo, Epi and subthalamus SGD-410,411,412		PY 10.7 Thalamus I/II / AN 62.5 (Sharing) DL - 156	PY 10.7 Hypothalamus I/II /AN 62.5 (Sharing) DL - 157
19/11/2021	PY 10.7 Hypothalamus II/II /AN 62.5 (Sharing) DL - 158	AN 63.1 Lateral ventricle/ PY10.1 (Sharing)/PE 30.3 (Nesting) DL- 192	PY 10.7 Thalamus II/II / AN 62.5 (Sharing) SGD - 98	DISSECTION AN 63.1 Lateral ventricleSGD-413,414	PY 11.1 Temperature regulation I DL - 163 PY 11.2 Temperature regulation II DL - 159	PY 11.2 Temperature regulation II DL - 160
20/11/2021	BI 7.6 / BI 7.7 Antioxidants & Oxidative stress SGD - 58	PY 11.3 Temperature regulation III FC - 44	BI 8.4. Obesity - Definition, grading based on BMI Metabolic changes, complications & Management DL 57 & DL 58 & DL 59		Formative assessment- Cerebrovascular accidents & Parkinson's disease	

Integration - Physiology - 2
SDL -Physiology - 0
AETCOM - 0
ECE -3

Integration - Biochemistry -0
SDL -Biochemistry - 0
Integration - Anatomy - 3
SDL -Anatomy - 0

Formative Assessment -1

Week 43

Day & Date	8.45am-9.45am	9.45am-10.45am	11.00am-12.00pm	12.00pm-2.00pm	2.30pm-4.30pm	
22/11/2021	AN 62.1 Cranial nerves-I & V DL-193	PY 10.9 Physiology of memory I/III PM 8.2, PS 2.3 (Nesting) FC - 45	AN 63.1 & AN 63.2 Third & Fourth ventricles/PY (Sharing)/PE 30.3 (Nesting) DL-194	DISSECTION AN 63.1 & AN 63.2 Third & Fourth ventricles SGD- 415,416	Practical Formative Assessment General Slides (Batch A)SGD- 417,418 PY 10.11 Revision - Batch B Revision Clinical charts 1 & 2 - Batch C	
23/11/2021	EMBRYOLOGY AN 64.3 Neural tube defects/OG 4.1/PE 30.5 (Nesting)DL- 195	PY 10.9 Physiology of learning I/III PS 2.3 (Nesting) DL - 161	EMBRYOLOGY AN 64.2 Development of cerebellum & Ventricles DL-196	DISSECTION AN 62.1 Cranial nerves-I & V SGD-419,420	Practical Formative Assessment General Slides (Batch B) PY 10.11 Revision - Batch C Revision Clinical charts 1 & 2 - Batch A	
24/11/2021	PY 10.9 Physiology of Speech I/II IM 18.7 (Nesting) DL - 162	Revision of General Histology DL-197	AN 62.1 Cranial nerves VII & VIII DL-198	Practical Formative Assessment General Slides (Batch C) PY 10.11 Revision - Batch A Revision Clinical charts 1 & 2 - Batch B	DISSECTION AN 62.1 Cranial nerves VII -XII SGD-421,422	
25/11/2021	PY 10.9 Physiology of Speech II/II IM 18.7 (Nesting) SGD - 99	AN 62.1 Cranial nerves- IX,X,XI & XII DL- 199	PY 10.5 Reticular formation I/II DL - 163	DISSECTION AN 62.1 Cranial nerves-IX,X,XI & XII SGD- 423,424	BI 10.1 / BI 10.2 Biochemistry of Cancer & Tumor makers /OG / SU / PA (Nesting) DL 60 & DL 61	
26/11/2021	PY 10.8 Physiology of EEG I/II DL - 164	Revision of Systemic Histology DL-200	PY 10.8 Physiology of sleep I/II FC - 46	DISSECTION Revision of Brain SGD-425,426	PY 10.8 Physiology of sleep II/II PS (Nesting) SGD - 100	PY 10.5 Reticular formation SDL - 18
27/11/2021	PY 10.8 Physiology of EEG II/II DL - 165	Revision of General Embryology DL-201	PY 11.1 Temperature regulation SDL - 19	Formative assessment of Head & Neck & Brain (Theory) DL-202,203	Formative assessment- Hydrocephalus	

	Integration - Physiology -5
	SDL -Physiology - 2
	AETCOM - 0
	ECE - 0

	Integration - Biochemistry -2
	SDL -Biochemistry - 0
	Integration - Anatomy - 2
	SDL -Anatomy - 0

	Formative Assessment -1
--	-------------------------

	Revision of Upper Limb-DL-204
--	----------------------------------

Week 44

Day & Date	8.45am-9.45am	9.45am-10.45am	11.00am-12.00pm	12.00pm-2.00pm	2.30pm-4.30pm	
29/11/2021	PY 10.5 Reticular formation II/II SGD - 101	BI 7.4.6 RFLP, DNA finger printing, sequencing; DL- 62	OSPE of Upper Limb & Lower Limb DL-205	DISSECTION Revision of Upper Limb SGD- 427,428	Practical – Histology Revision/Genetics demonstration (Batch A)429,430 PY 10.12 EEG- Batch B - PL - 36 Revision Clinical charts 3 & 4 - Batch C	
30/11/2021	Revision of Lower Limb DL-206	PY 10.9 Physiology of memory II/III PM 8.2, PS 2.3 (Nesting) FC - 47	Revision of Lower Limb DL-207	DISSECTION Revision of Lower Limb SGD- 431,432	Practical Histology Revision/Genetics demonstration (Batch B) PY 10.12 EEG- Batch C - PL - 36 Revision Clinical charts 3 & 4- Batch A	
01/12/2021	Revision of Thorax DL-208	PY 10.9 Physiology of learning II/III PS 2.3 (Nesting) SGD - 102	DISSECTION Revision of Thorax SGD-433	Practical Histology Revision/Genetics demonstration (Batch C) PY 10.12 EEG- Batch A - PL - 36 Revision Clinical charts 3 & 4-	DISSECTION Revision of Embryology Models SGD-434,435	
02/12/2021	Revision of Abdomen and Pelvis DL-209	PY 10.9 Physiology of memory III/III PM 8.2, PS 2.3 (Nesting) SDL - 20	OSPE of Abdomen & Pelvis DL-210	DISSECTION Revision of Abdomen and Pelvis SGD-436,437	DISSECTION Revision of Embryology Models SGD-438,439	
03/12/2021	Revision of Abdomen and Pelvis DL-211	PY 10.9 Physiology of learning III/III PS 2.3 (Nesting) SDL - 21	OSPE of Thorax DL-212	DISSECTION Revision of Abdomen and Pelvis SGD-440,441	PY 3.9 Molecular basis of skeletal muscle contraction - Revision	PY 3.9 Molecular basis of smooth and cardiac muscle contraction - Revision
04/12/2021	PY 3.3 Wallerian degeneration Revision	PY 3.8 Properties of nerve fiber & revision	Formative Assessment on paper 1 topics DL- 213,214,215	Biochemistry Revision	BI 4.1 SDL- Biochemistry	Formative assessment- Physiology

	Integration - Physiology - 2
	SDL -Physiology - 1
	AETCOM - 0
	ECE - 0


	Integration - Biochemistry - 0
	SDL -Biochemistry - 1
	Integration - Anatomy - 0
	SDL -Anatomy - 0

Week 45

Day & Date	8.45am-9.45am	9.45am-10.45am	11.00am-12.00pm	12.00pm-2.00pm	2.30pm-4.30pm		
06/12/2021	PY 1.5 Transport across cell membrane Revision	Revision of Head & Neck DL-216	OSPE of Head & Neck DL-217	Dissection Revision of Head & Neck SGD-442,443	Morbidity and mortality indicators (CM 7.4)(DOAP) (Sharing)	Morbidity and mortality indicators (CM 7.4)(DOAP) (Sharing)	Revision (Batch A)SGD-444,445 Revision (Batch B) Revision (Batch C)
07/12/2021	Revision of Head & Neck DL-218	PY 2.4 Erythropoiesis Revision	Dissection Revision of Head & Neck SGD-446,447,448		Investigation of an epidemic of communicable disease and the principles of control measures (CM 7.7) (SGD)(Sharing)		Revision (Batch B) Revision (Batch C) Revision (Batch A)
08/12/2021	Revision of Radiology DL-219	PY 2.5 Anemia Revision	Revision of General Anatomy DL-220	Application of computers in epidemiology (CM 7.9) (DOAP)	Surface Anatomy Revision SGD-449,450		Revision (Batch C) Revision (Batch A) Revision (Batch B)
09/12/2021	Tips for Exams DL-221	PY 8.2 Glucocorticoids Revision	Formative Assesment of paper-2 Topics DL-22,223,224	Biochemistry Revision	Surface Anatomy Revision SGD-451,452		Concept of International health (CM 18.1) (L) Roles of various international health agencies (CM 18.2) (L)
10/12/2021	Revision of Histology DL-225	PY 8.2 Posterior pituitary Revision	Formative Assesment on Dissection Topics SGD-453,454,455		Mechanics of ventilation revision	Oxygen transport revision	
11/12/2021	Carbon dioxide transport revision	General physiology revision	Formative Assesment on Histology Topics SGD-456,457,458		BI 4.1 SDL- Biochemistry	Formative assessment- Physiology	Important public health events of last five years (CM 20.1)

	Integration - Physiology - 0
	SDL -Physiology - 0
	AETCOM - 0
	ECE - 0

	Integration - Biochemistry -0
	SDL -Biochemistry - 1
	Integration - Anatomy - 0
	SDL -Anatomy - 0



Week 46

Day & Date	8.45am-9.45am	9.45am-10.45am	11.00am-12.00pm	12.00pm-2.00pm	2.30pm-4.30pm	
13/12/2021	RevisionSGD-459	Nerve Muscle Physiology revision	Revision SGD-460,461,462		Principles of demography, demographic cycle and vital statistics CM 9.1 (L)	Revision (Batch A)SGD-463,464 Revision (Batch B) Revision (Batch C)
14/12/2021	RevisionSGD-465	RevisionSGD-466	RevisionSGD-467	Demographic indices including birth rate, death rate, fertility rates (CM 9.2)(DOAP) (sharing)	Causes of declining sex ratio and its implications (CM 9.3)(SGD)	Revision (Batch A) Revision (Batch B) Revision (Batch C)
15/12/2021	3rd and Model theory examination		3rd and Model theory examination		3rd and Model theory examination	
16/12/2021	3rd and Model theory examination		3rd and Model theory examination		3rd and Model theory examination	
17/12/2021	3rd and Model theory examination		3rd and Model theory examination		3rd and Model theory examination	
18/12/2021	3rd and Model theory examination		3rd and Model theory examination		3rd and Model theory examination	

Week 47

Day & Date	8.45am-9.45am	9.45am-10.45am	11.00am-12.00pm	12.00pm-2.00pm	2.30pm-4.30pm
20/12/2021	3rd and Model theory examination		3rd and Model theory examination		3rd and Model theory examination
21/12/2021	3rd and Model theory examination		3rd and Model theory examination		3rd and Model theory examination
22/12/2021	3rd and Model Practical examination		3rd and Model Practical examination		3rd and Model Practical examination
23/12/2021	3rd and Model Practical examination		3rd and Model Practical examination		3rd and Model Practical examination
24/12/2021	3rd and Model Practical examination		3rd and Model Practical examination		3rd and Model Practical examination
25/12/2021	3rd and Model Practical examination		3rd and Model Practical examination		3rd and Model Practical examination

**PES INSTITUTE OF MEDICAL SCIENCES & RESEARCH KUPPAM
TIME TABLE FOR FIRST MBBS STUDENTS 2020 batch**

Week 48

Day & Date	8.45am-9.45am	9.45am-10.45am	11.00am-12.00pm	12.00pm-2.00pm	2.30pm-4.30pm
27/12/2021	3rd and Model theory examination		3rd and Model theory examination		3rd and Model theory examination
28/12/2021	3rd and Model theory examination		3rd and Model theory examination		3rd and Model theory examination
29/12/21 onwards preparatory Holidays					
01-02/2022 onwards University examination					